


Using an Immunization Registry to Provide Quarterly HPV Vaccine Coverage Feedback



Bridget Ahrens MPH, Nicholas Pain MS, Cody Rock MS
American Immunization Registry Association Conference
Seattle WA, April 2016

There's an old saying...

If you build it, they will come.

You knew I was talking about
Immunization Registries, right?

If Only It Was that Simple...

- Step One – Plan for System
- Step Two – Build or Acquire System
- Step Three –Implement the System
- Step Four – Train Users to Enter Data
- Step Five – Import Records in the System
- Step Six – FINALLY, get people **Using the Data!**

Using the Data – It's why we do this!

- Data Use Does not come naturally
- PROMOTION works
- PERSPECTIVE works
- ENTICEMENT works

Give providers what they need!



IMR... Special Delivery

- Quarterly mailing to ALL Vermont providers
- Year One Focus on HPV
- Include INITIATION and COMPLETION rates
- Compare practice to State Rates

Lots of ongoing HPV initiatives in VT

Critical Questions

- What to include?
 - Discussed with Immunization Program.
- Who gets the information?
 - Vaccine Manager
- How does it get sent?
 - We snail mailed it!
- Is there follow-up for good/bad performance?
 - Alerted AFIX assessors about poor performers.
 - Alerted immunization program about good ones!

Immunization Registry Report for Fictional Family Medicine

HPV Coverage in teens -- 4th quarter of 2015

KEY

At or above state level

Below state level

HPV Series Initiation: What percent of your patients have received at least one dose of HPV?

# patients	% females 1 dose HPV	% males 1 dose HPV	% patients 1 dose HPV	state level % patients 1 dose HPV
75	61.1%	43.6%	52.0%	54.0%

HPV Series Follow-up: What percent of your patients have received at least two doses of HPV?

# patients	% females 2 dose HPV	% males 2 dose HPV	% patients 2 dose HPV	state level % patients 2 dose HPV
75	52.8%	28.2%	40.0%	43.8%

HPV Series Completion: What percent of your patients have completed the HPV series?

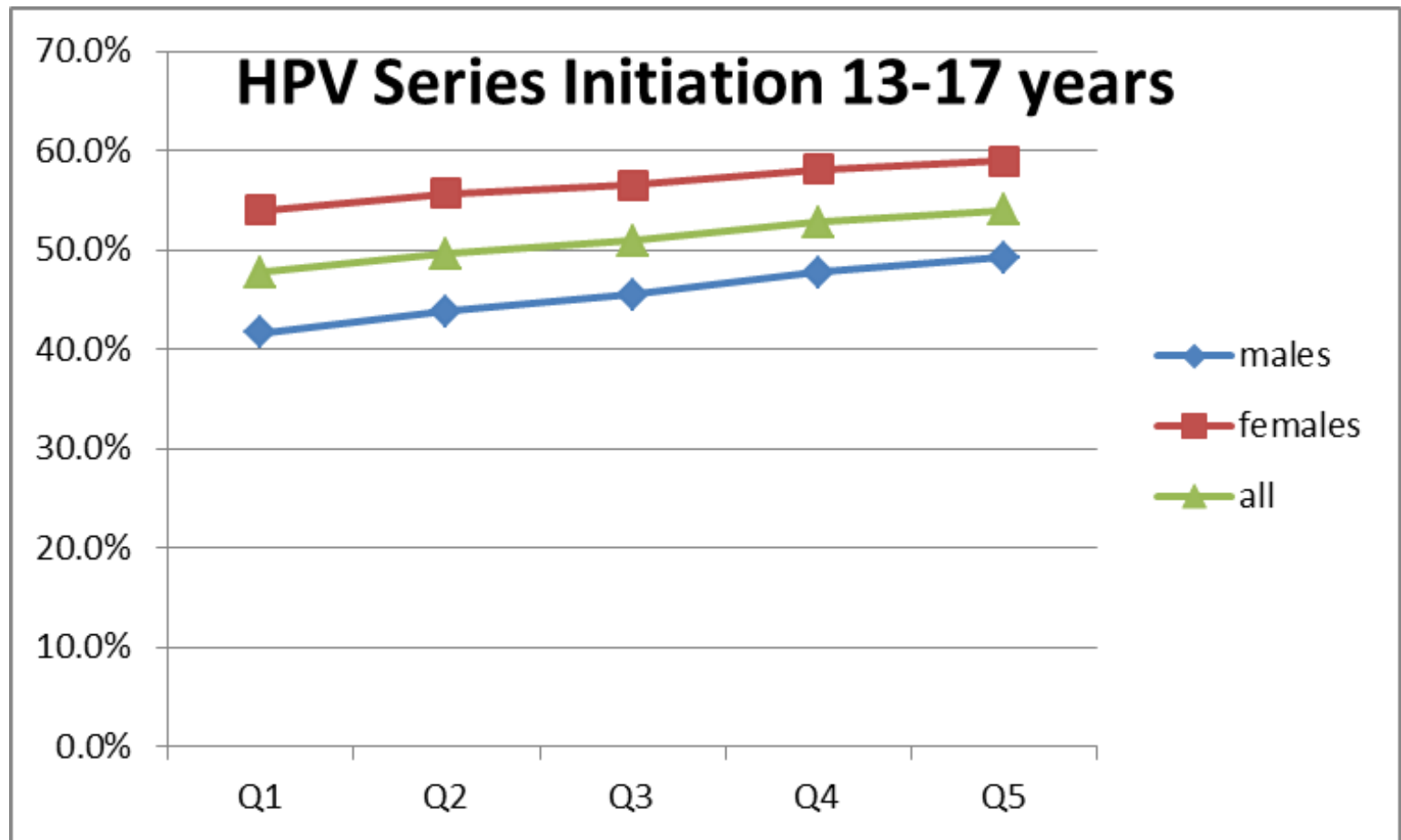
# patients	% females 3 dose HPV	% males 3 dose HPV	% patients 3 dose HPV	state level % patients 3 dose HPV
75	41.7%	20.5%	30.7%	32.7%

Outcome: HPV Series Initiation

VT patients aged 13 through 17 years with
at least one dose of HPV

Assessment Period	Assessment Date	% females 1 dose HPV	% males 1 dose HPV	% patients 1 dose HPV
Q4 2014	1/28/2015	54.0%	41.7%	47.7%
Q1 2015	5/8/2015	55.7%	43.8%	49.6%
Q2 2015	8/7/2015	56.5%	45.5%	50.9%
Q3 2015	11/3/2015	58.1%	47.7%	52.8%
Q4 2015	2/2/2106	59.0%	49.2%	54.0%

HPV Series Initiation

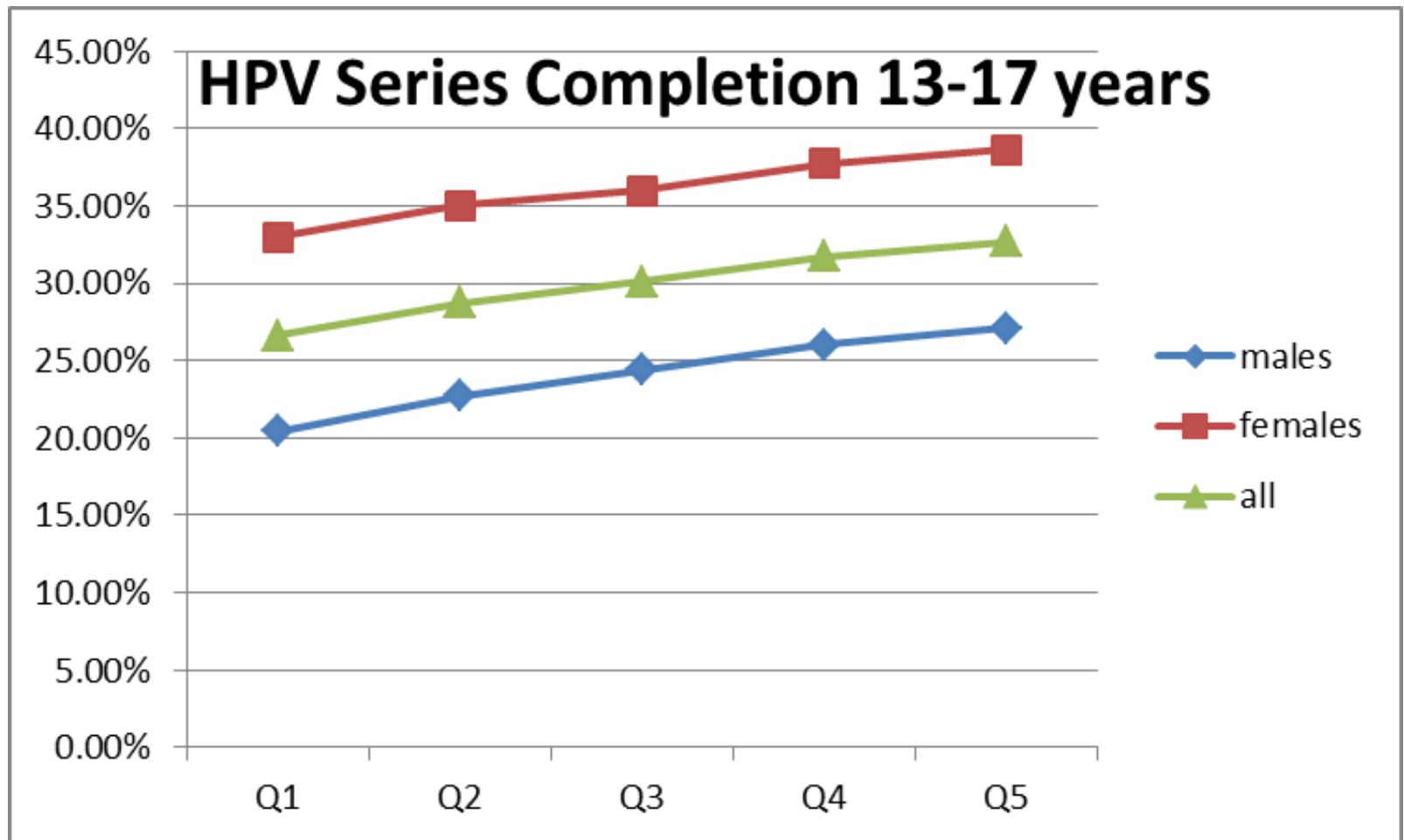


Outcome: HPV Series Completion

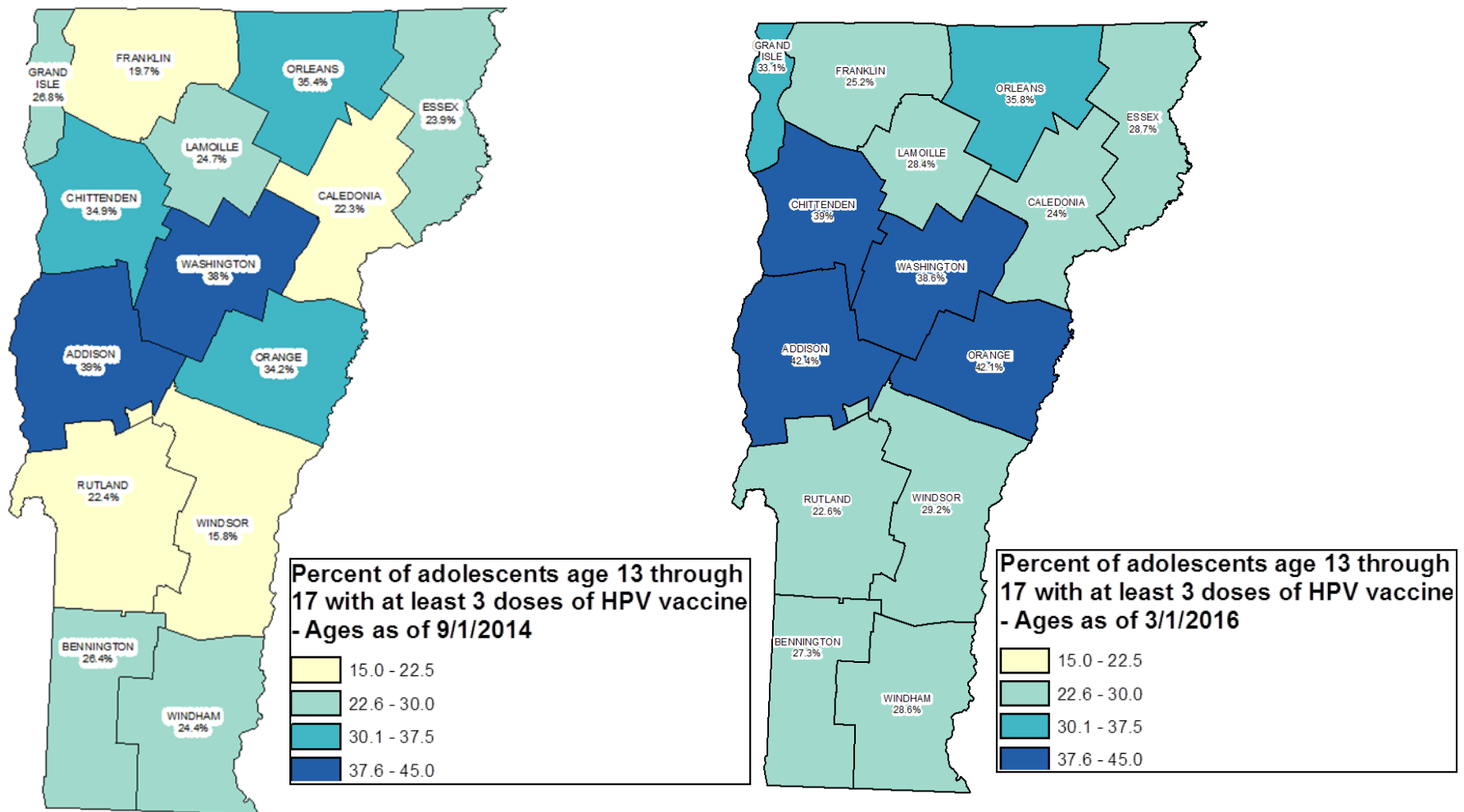
VT patients aged 13 through 17 years with
HPV 3 dose series complete

Assessment Period	Assessment Date	% females 3 dose HPV	% males 3 dose HPV	% patients 3 dose HPV
Q4 2014	1/28/2015	33.0%	20.4%	26.6%
Q1 2015	5/8/2015	35%	22.7%	28.7%
Q2 2015	8/7/2015	36.0%	24.4%	30.1%
Q3 2015	11/3/2015	37.7%	26.0%	31.7%
Q4 2015	2/2/2106	38.6%	27.1%	32.7%

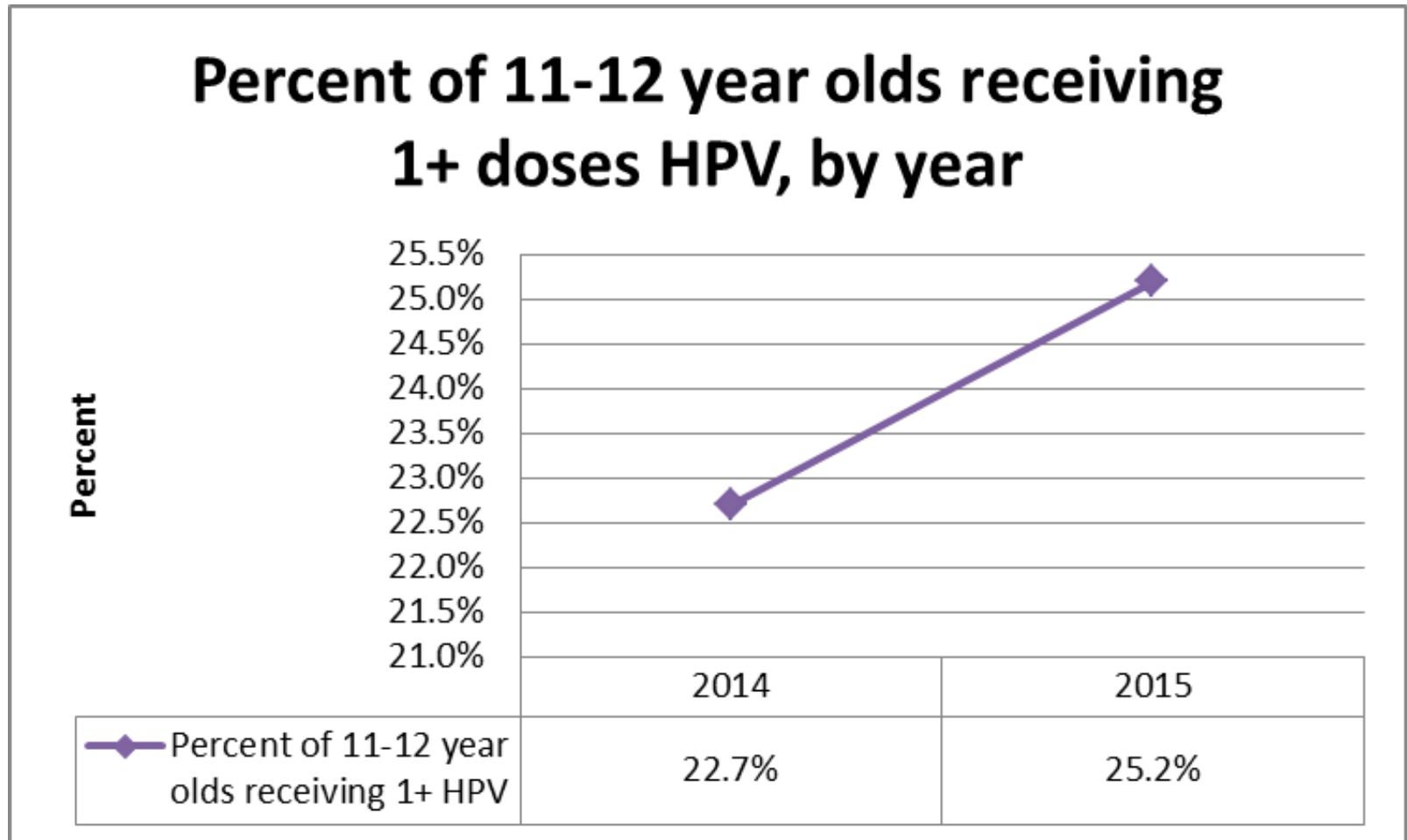
HPV Series Completion



Outcome: HPV Progress Over Time



Outcome: Series Initiation





Not Up To Date Report

Not up to Date Report

Practice:

Patient Birth Date Start:

Patient Birth Date End:

Series Group:

WHOOO?

VERMONT IMMUNIZATION REGISTRY
* **Protecting Our Children's Health**
Securely, Accurately, Confidentially

Westfield Pediatrics
22 School St
Montpelier, VT 05602
Phone (802) 123-4567

"Not Up To Date" Report, by Vaccine Series

Children Born Between 10/17/1996 and 10/16/2000

Date of Report: 10/16/2013

Vaccine Series	Recommended Date	Date of Birth	Patient Name	Address	Phone
HPV	09/01/2008	01/09/1997	SPUMONI, SAM	55 Swift St Burlington, VT 05401	
HPV	12/01/2012	10/01/1999	CAPELLINI, CAMERON	202 Plate Rd Addison, VT 05491	(802) 222-2222

<Important: Accuracy of this report depends on the Accuracy and Completeness of records entered at your practice.>

Which Adolescents NUTD for HPV?

Contact Information

Bridget Ahrens

Immunization Registry Manager

Bridget.Ahrens@vermont.gov

(802) 951-4094