



Let's Get Along: Automatic Decrementing of Inventory Demonstrates IIS Functionality Interdependency

AIRA 2016 National Meeting

Contributors

2

- Authors

- Ulrica Andujar, CDC
- Erin Corrigan, OR
- Janet Fath, CDC
- Bobbie Strickland, CDC

- Presenters

- Ulrica Andujar, CDC
- Erin Corrigan, OR

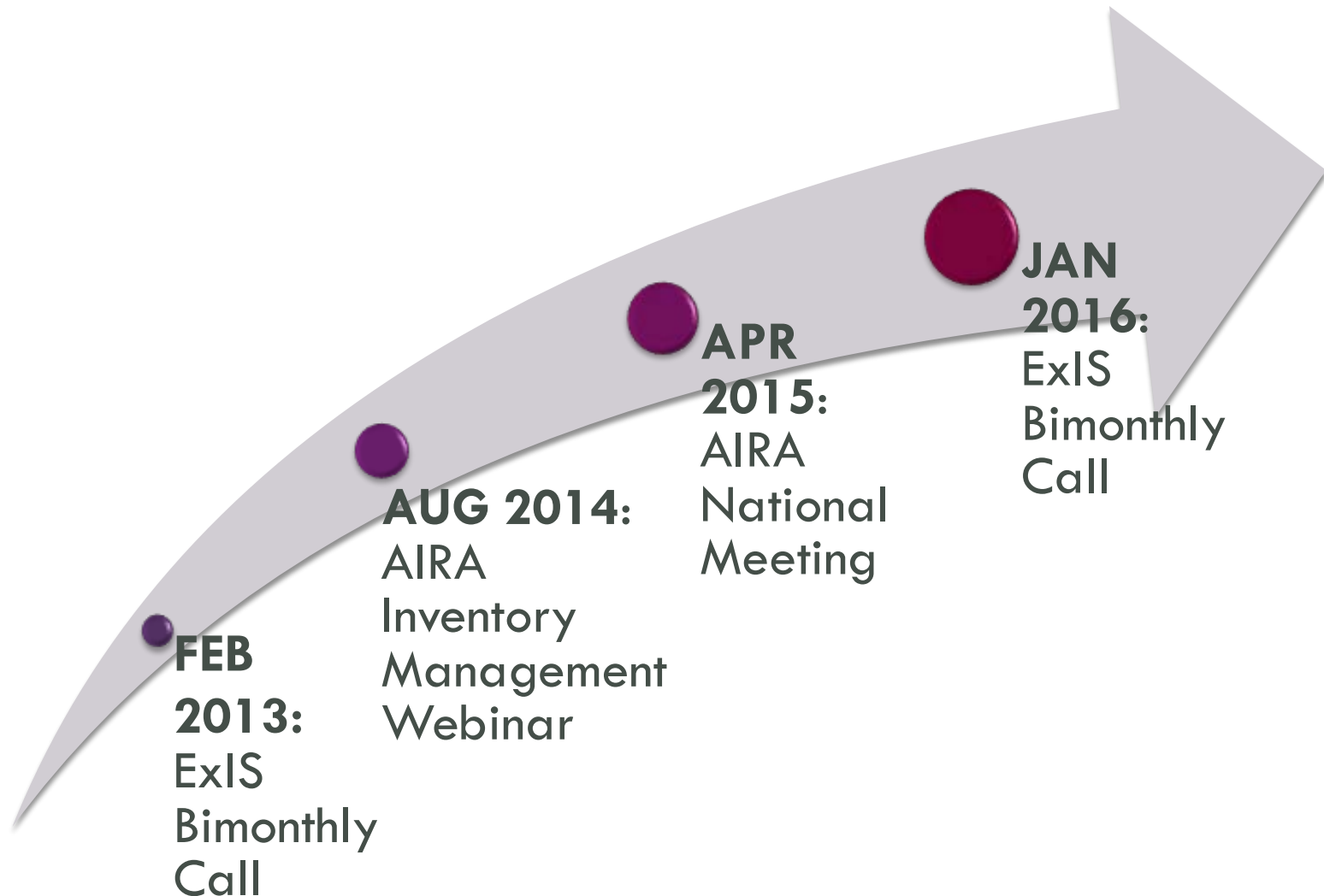
Agenda

3

- National Perspective
- Oregon Experience
- Next Steps

Starting the National Conversation

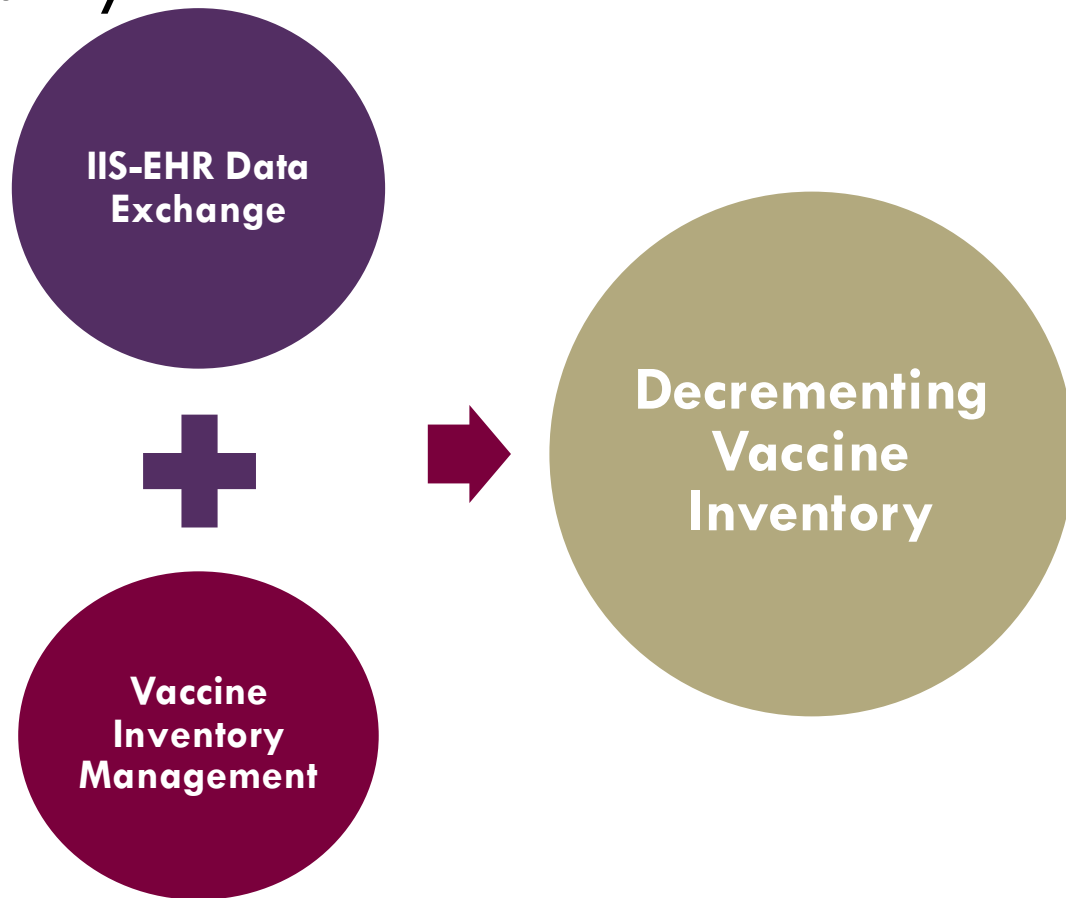
4



Building Blocks for Integration

5

- Opportunity to increase vaccine accountability and availability



Current State

6

- IIS – EHR Data Exchange
 - 50* awardee IIS have the capacity to receive an HL7 2.5.1 VXU message from another system
 - 45* awardee IIS have the capacity to send an HL7 2.5.1 ACK message to another system
- Vaccine Inventory Management
 - 44§ awardee IIS download the VTrckS shipment data file
 - 47§ awardee IIS have the capacity to order vaccine, maintain inventory, and upload to VTrckS

* CY2014 IISAR data; includes Houston and San Antonio

§ CDC unpublished data, 2016; excludes Houston and San Antonio

Common Challenges

7

- Expanding existing IIS-EHR data exchange onboarding process to address data quality needs for decrementing inventory
- Missing or incomplete data in data exchange messages
- Data from the EHR not matching data in the IIS
- Inventory management in the provider office and data entry into the EHR are performed by different key staff

Useful Resources

8

- MIROW Guidance
 - *Decrementing Inventory via Electronic Data Exchange (DI-v-EDE)*
 - *Lot Number Patterns by Manufacturer and Vaccine Table*
 - *Data Quality Assurance in IIS: Incoming Data*
 - *Data Quality Assurance in IIS: Selected Aspects*




The Oregon Experience

AIRA 2016 National Meeting

Background


10

Oregon Vaccine
Stewardship Law
January 2012



Decrementing via
data exchange
released into
ALERT IIS
March 2012

- Ad hoc training available



VTrckS go-live
February 2013

- Trainings via webinar, video, written documentation

Rapid Growth Since Then

11

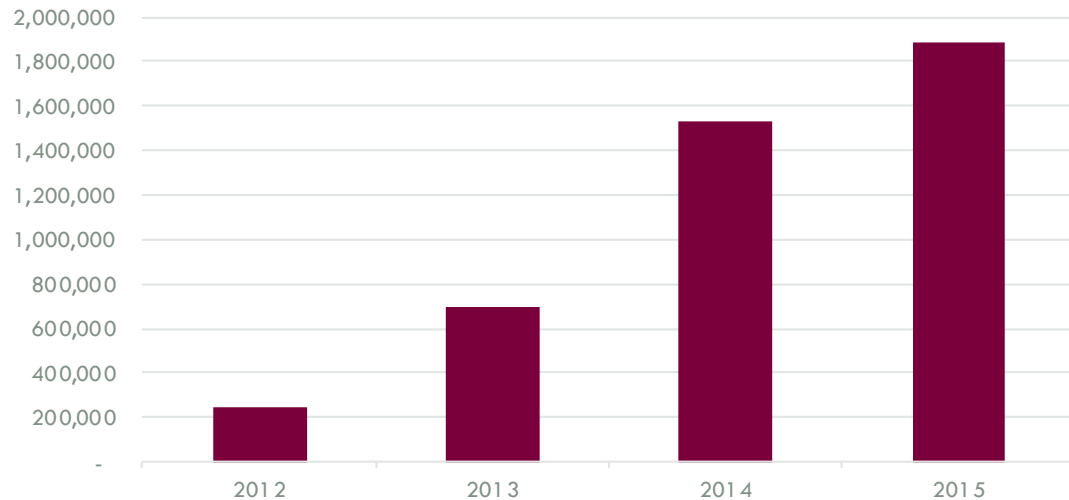


Since 2012 site participation numbers have doubled



Inventory deductions were just under 2 million transactions last year

Inventory Transaction Growth



	2012	2013	2014	2015
Transactions	249,420	696,364	1,533,561	1,881,848

Key Components

12

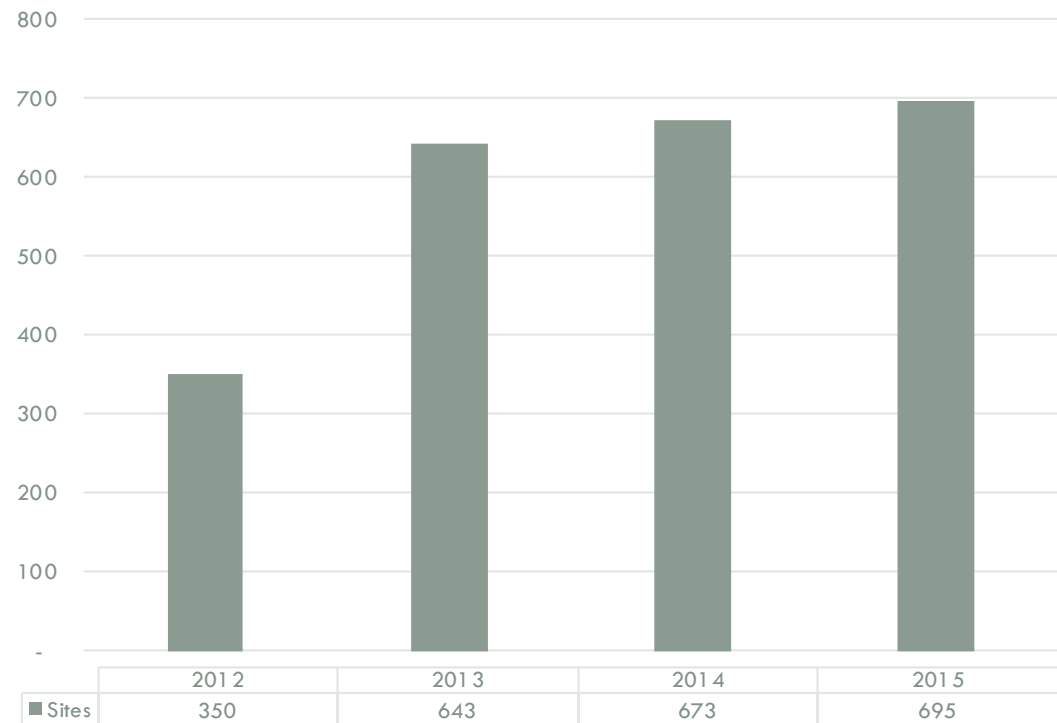
- Thorough onboarding of provider sites
- Test for data completeness
- Standardization
 - Lot number
 - Reconciliation schedule
- Provider's technical and inventory management staff communication

Success Measures

13

- 695 sites decrementing inventory via DE
- Not just for VFC
- Supports compliance with state law

Sites by Year



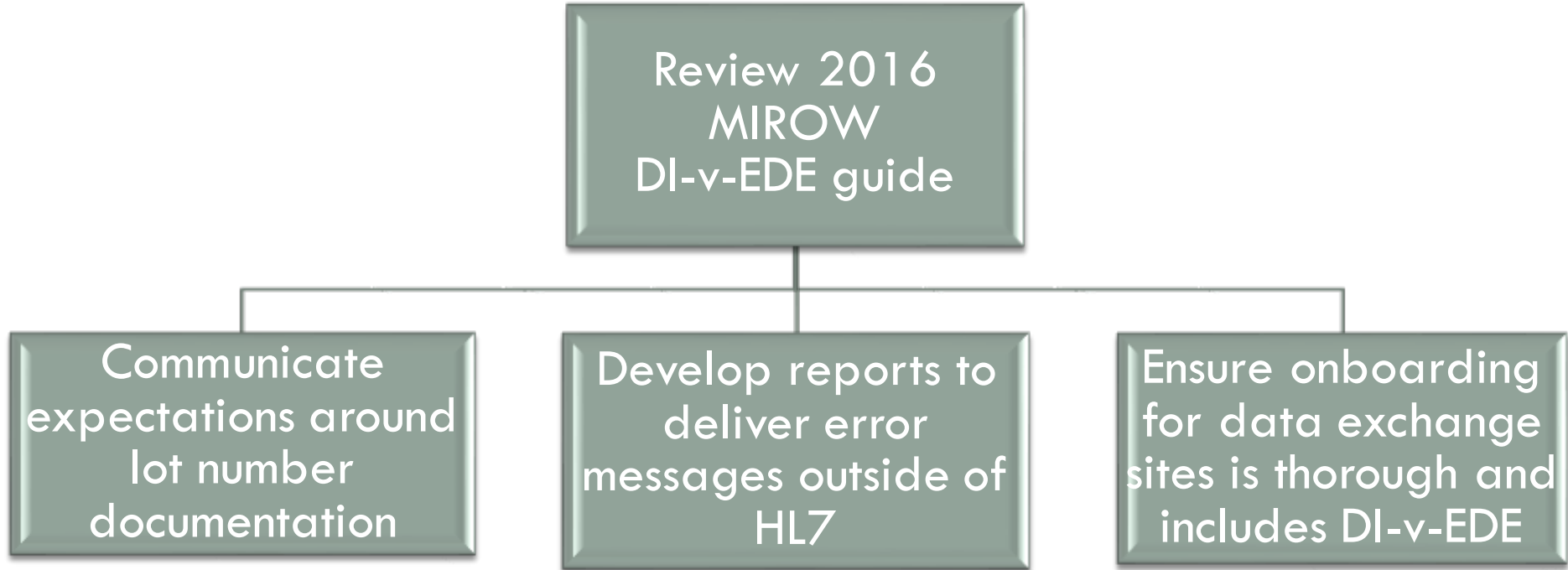
Challenges & Lessons Learned

14

- Focus on timing of inventory reconciliation
 - Communication within provider site and between IIS and provider VFC staff critical
- Develop reports to help investigate errors
 - Error messages from IIS not enough
- Understand clinic workflow
 - Inconsistencies introduced at several points
- Recognize what EHRs have standardized re: VFC

Where Do I Start?

15



Contact Information:

- Erin Corrigan, erin.e.corrigan@state.or.us
- IISSB Operations Team, iisinfo@cdc.gov
- ExIS Team, VTrckSExIS@cdc.gov