

Strategies to Reduce Vaccine Wastage in Alaska



Gerri Yett, RN, MSN, CHES
Alaska Department of Health and Social Services



Karen Chin, MSPH
Scientific Technologies Corporation

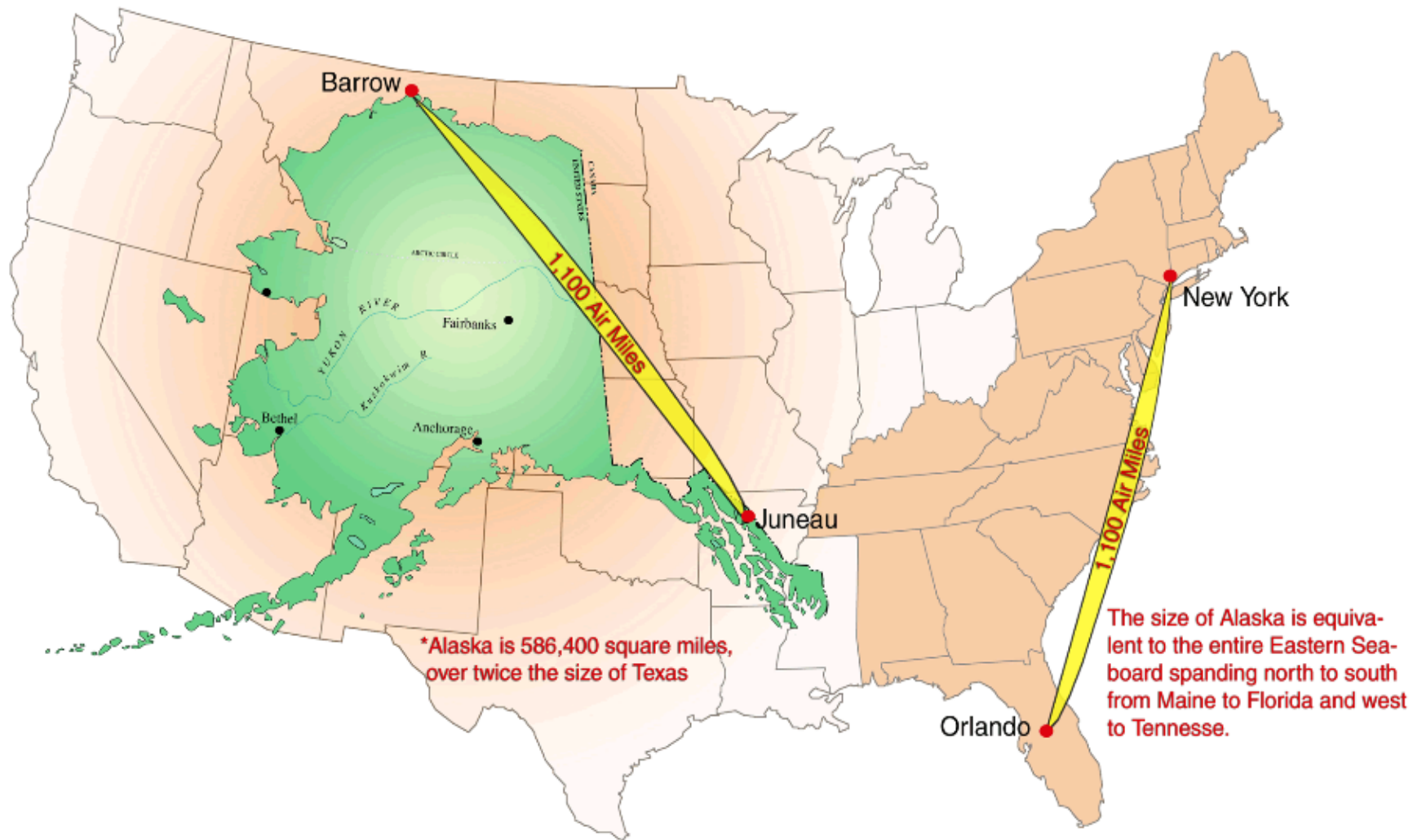
Overview

- Alaska's unique vaccine management structure
- Challenges to reducing vaccine wastage in Alaska
- Using the IIS as a tool to help in reducing vaccine wastage

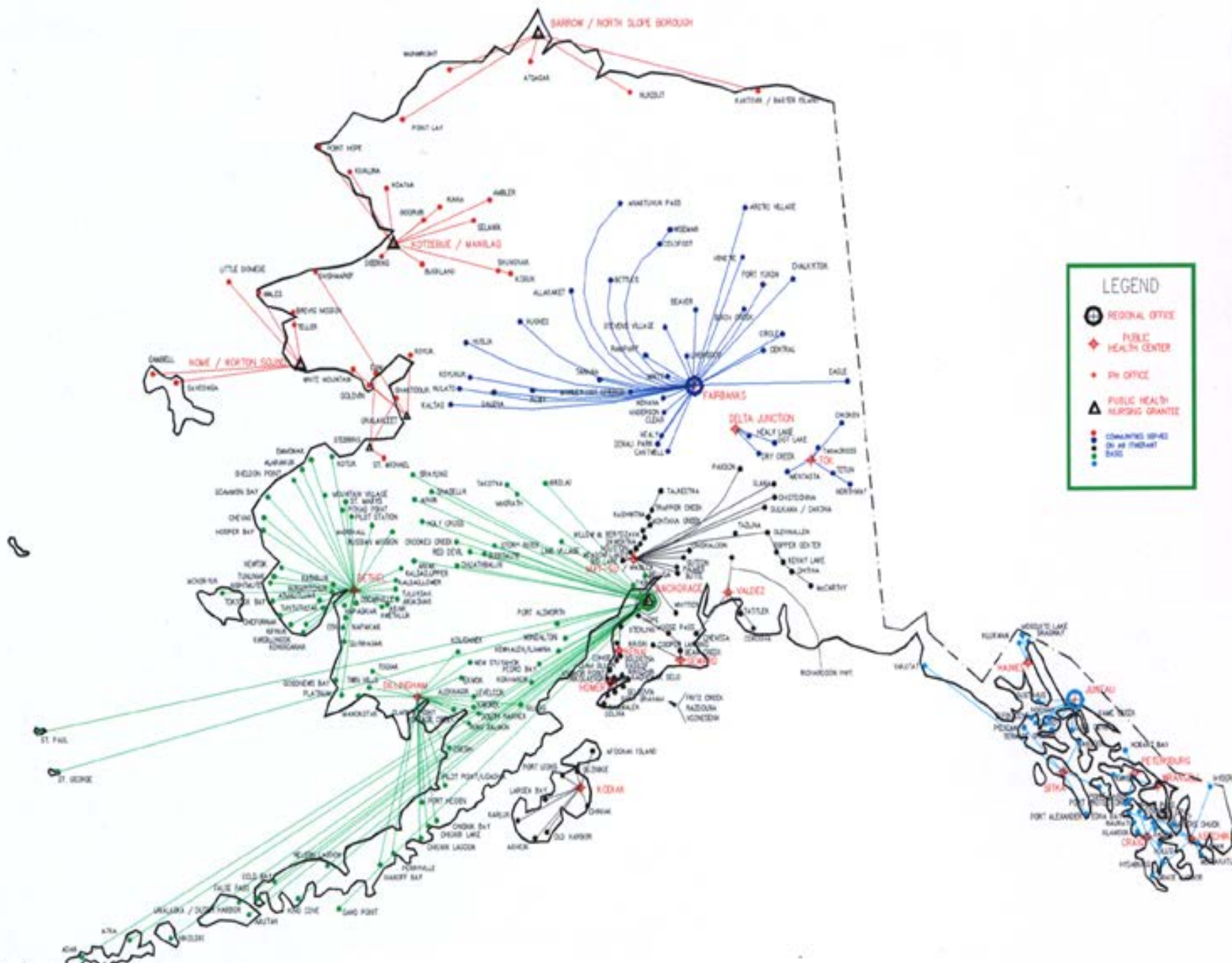
Alaska's Vaccine Depot

- Alaska operates a Vaccine Depot for vaccine distribution throughout the state
 - Alaska is the largest state in the U.S.
 - 20% of Alaska's population resides in communities with <2,500 population (source: Alaska Dept. of Labor Workforce and Development 2013 population estimates)
 - Many Alaska rural communities are only accessible by boat or bush plane

SIZE AND DISTANCE COMPARISON

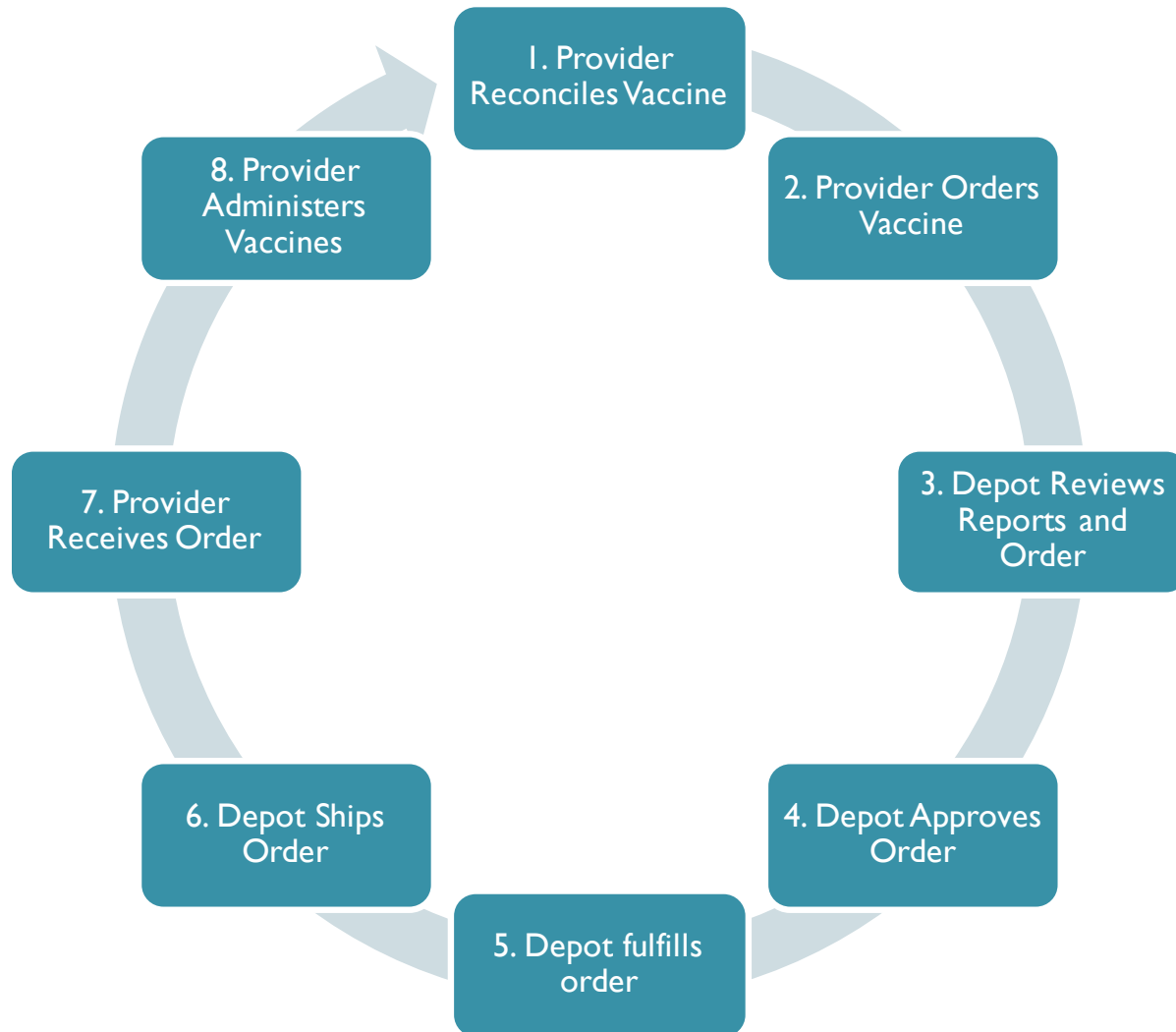








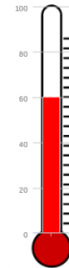
Vaccine Depot Workflow



Strategy to Reduce Vaccine Waste



Provider/Practice Profile						
VFC Vaccine Eligibility Categories		# of children who received VFC Vaccine by Age Category				
		<1 Year	1-5 Years	7-18 Years	19+ Years	Total
Medically eligible		12	23	3	3	41
Uninsured (no health insurance)		1	5	0	11	17
American Indian/Alaska Native		1	3	2	4	10
Underinsured in FQHC/RHC or deputized facility		0	5	5	0	10
Total VFC:		14	36	10	18	78
Non-VFC Vaccine Eligibility Categories		# of children who received non-VFC Vaccine by Age Category				
		<1 Year	1-5 Years	7-18 Years	19+ Years	Total
State Vaccine (AVAP)		0	0	0	0	0
Have Health Insurance (covered by state universal vaccine plan)		0	11	9	39	59
State Fx (2014-15 Season)		4	29	8	9	50
Patients NOT covered by universal vaccine plan		0	5	0	0	5
Total Non-VFC:		4	45	17	48	109
Total Patients must equal sum of Total VFC + Total Non-VFC:		18	81	27	66	185



EXPIRED



VAC TRAK



< 5%

Reducing Vaccine Waste using the IIS



Dose-level accountability:

- Providers are required to account for every vaccine dose decremented from their stock
 - IIS prompts reconciliation of their inventory prior to ordering

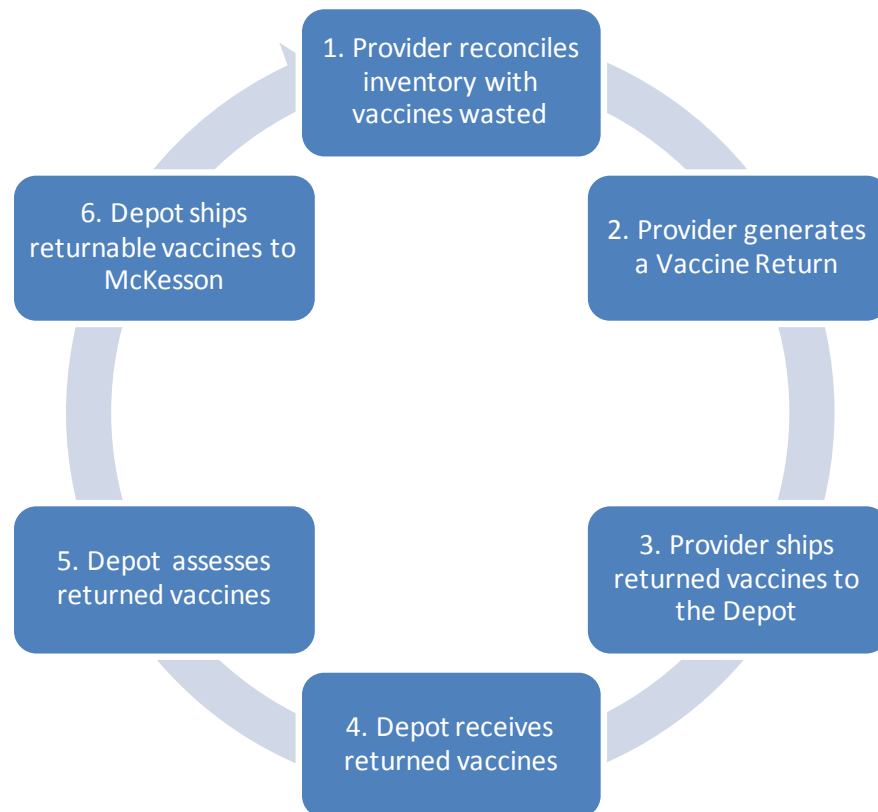
Reconcile Inventory										
Vaccine▲	Lot Number	Exp Date◆	Quantity on Hand	Physical Inventory	Adjustment (+/-)	Category	Reason	Public◆	Inactive	Add Row
DT (Pediatric)	ABDTPED21	01/01/2016	50		0.0	--No Category Require ▼	--No Reason Required-- ▼	Y	<input type="checkbox"/>	+
DTaP (INFANRIX)	A78234	07/12/2013	0		0.0	--No Category Require ▼	--No Reason Required-- ▼	Y	<input type="checkbox"/>	+
DTaP (INFANRIX)	A78234	07/12/2015	8		0.0	--No Category Require ▼	--No Reason Required-- ▼	Y	<input type="checkbox"/>	+
DTaP (INFANRIX)	ABDTAP02	01/01/2015	50	0	-50.0	Expired ▼	--select-- ▼	Y	<input type="checkbox"/>	+
DTaP (INFANRIX)	ABDTAP02	01/02/2015	20		0.0	--No Category Require ▼	--select-- Expired	Y	<input type="checkbox"/>	+
DTaP (INFANRIX)	ABDTAP02	01/01/2015	80		0.0	--No Category Require ▼	Expired Opened Multi-dose Vials --No Reason Required-- ▼	Y	<input type="checkbox"/>	+

Reducing Vaccine Waste using the IIS



Depot oversight over wasted vaccines:

- All vaccines accounted as wasted are processed in the IIS and generates a return back to the Depot



Reducing Vaccine Wastage using the IIS



- Vaccine Return print out shows cost of wasted vaccines

Vaccine Return

Transfer Number: 1000138938

Sending Organization (IRMS): PETERSBURG MEDICAL CENTER

Sending Facility: PETERSBURG MEDICAL CENTER CLINIC

Receiving Organization (IRMS): SOA EPI DEPOT RETURNS

Transfer Quantity	Vaccine	Lot Number	Usable Quantity Available	Wasted Quantity	Wastage Cost	Public	Expiration Date	Return Reason
10	Pneumococcal, PCV-13	H65080	10	12	\$1,349.28	Y	06/30/2015	Not properly stored
50	Tdap	ALL123456	50	50		N	02/28/2015	Expired

Reducing Vaccine Waste using the IIS



New Tools in 2015:

- Aggregate Wastage Report changes
- Vaccine Wastage Alert

Provides:

- Increased accountability of vaccine usage by providers
- Status update to providers on their storage and handling practices
- Better picture for Alaska on the types of wastage providers are recording so they can target training efforts accordingly
- More accurate data on vaccine wastage reported to the CDC

Aggregate Wastage Report

- Generates vaccine wastage data as reported by providers in the IIS

Aggregate Wastage Report

Report Criteria

Report Date: March 20, 2015

Organization (IRMS): All
Date Range: 01/01/2014 Through: 03/20/2015
Vaccines: All
Wastage Reasons: All

Facility: All
Publicly Supplied Vaccine: All

Vaccine Storage and Handling Incident Category	Number Of Doses Expired/Spoiled	Number of Doses Wasted
Vaccine Return		
Refrigerator/Freezer Mechanical Failure	7.0	
Cold Chain not maintained during shipment	23.0	
Refrigerator/Freezer Too Cold	23.0	
Natural Disaster / Power Outage	4.0	
Vaccine Spoiled in Transit	5.0	
Failure to Store Properly Upon Receipt	52.0	
Expired	34.0	
Vaccine recall	5.0	
Not properly stored	14.0	
Wastage		
Drawn up, not used		21.0

Aggregate Wastage Drill Down Report

Cold Chain not maintained during shipment Vaccine Totals

Organization (IRMS)	Facility	Vaccine	Doses Recorded	Date Recorded	User
1020-CHUGACH CLINIC	CHUGACH CLINIC	DTaP	-10.0	12/12/14	KAREN_RC
			-10.0		

Vaccine Wastage Alert



- Sends alert notification to providers whose % wastage exceeds the State-defined wastage threshold


Facility CHUGACH CLINIC's vaccine wastage percentage is over the 5% threshold

Inbox x



VacTrAK Scheduler <scanner@stchome.com>

5:00 AM (12 hours ago) ☆



to me ▾

this is the vaccine wastage alert

Organization (IRMS)/Facility: CHUGACH CLINIC (1020) / CHUGACH CLINIC

Date: March 20, 2015

New messages to read.

Automatic Message

Facility CHUGACH CLINIC's vaccine wastage percentage is over the 5% threshold

New Message

From: DEPOT-1001
Posted on 3/20/15

this is the vaccine wastage alert

[Return to Messages](#)

[Delete](#)

4/28/2015

Vaccine Wastage Alert



How it works:

			1	2	3	4
5	6	7	8	9	10	11
12	13	14	15	16	17	18
19	20	21	22	23	24	25
26	27	28	29	30	31	

6AM

$$\frac{\text{Sum of Vaccines Wasted in 12 months}}{\text{Sum of Vaccines Received in 12 months}} \times 100 = \% \text{ of Vaccine Wasted in 12 months}$$

Example: If the current month is April...

$$\frac{\text{Sum of Vaccines Wasted from April 20, 2013 through April 19, 2014}}{\text{Sum of Vaccines Received from April 20, 2013 through April 19, 2014}} \times 100 = \% \text{ of Vaccine Wasted in 12 months}$$



Provider

Vaccine Wastage Alert roll out

Phase one:

- Education and training regarding new functionality
- Implement alert for all providers to maintain a 5% wastage rate
- Initial focus will be on expired vaccine
- Providers exceeding wastage rate will be required to complete educational trainings

Phase two:

- Identify and focus on providers with frequent temperature excursions

Praying for “Viable Vaccine Delivery”





Gerri Yett, MSN, RN, CHES
Alaska Immunization Program Manager
Alaska Immunization Program
geraldine.yett@alaska.gov

Karen Chin, MSPH
Public Health Consultant
Scientific Technologies Corporation
karen_chin@stchome.com