

AFIX in Michigan

History of Assessment and using IIS data



Stephanie Sanchez, AFIX Coordinator
MDCH – Division of Immunization
E-Mail: Sanchezs@michigan.gov

Michigan Care Improvement Registry (MCIR) Background

- 1996 Legislation
 - Opt out rules
 - Vital Records integration
 - Mandated Reporting

History of MCIR

- Web-based application
- Populated with electronic birth records, usually within 2 weeks
- Operational with a regional approach
- Majority of the funding from the Healthy Michigan Fund (tobacco tax)
- First rolled out in 1998
- Became a lifespan registry in 2006

How Data is submitted to IIS (MCIR)

- Hand Key (Direct Data Entry)
- Transfer data via electronic interface
 - HL7 2.5.1
 - Flat File

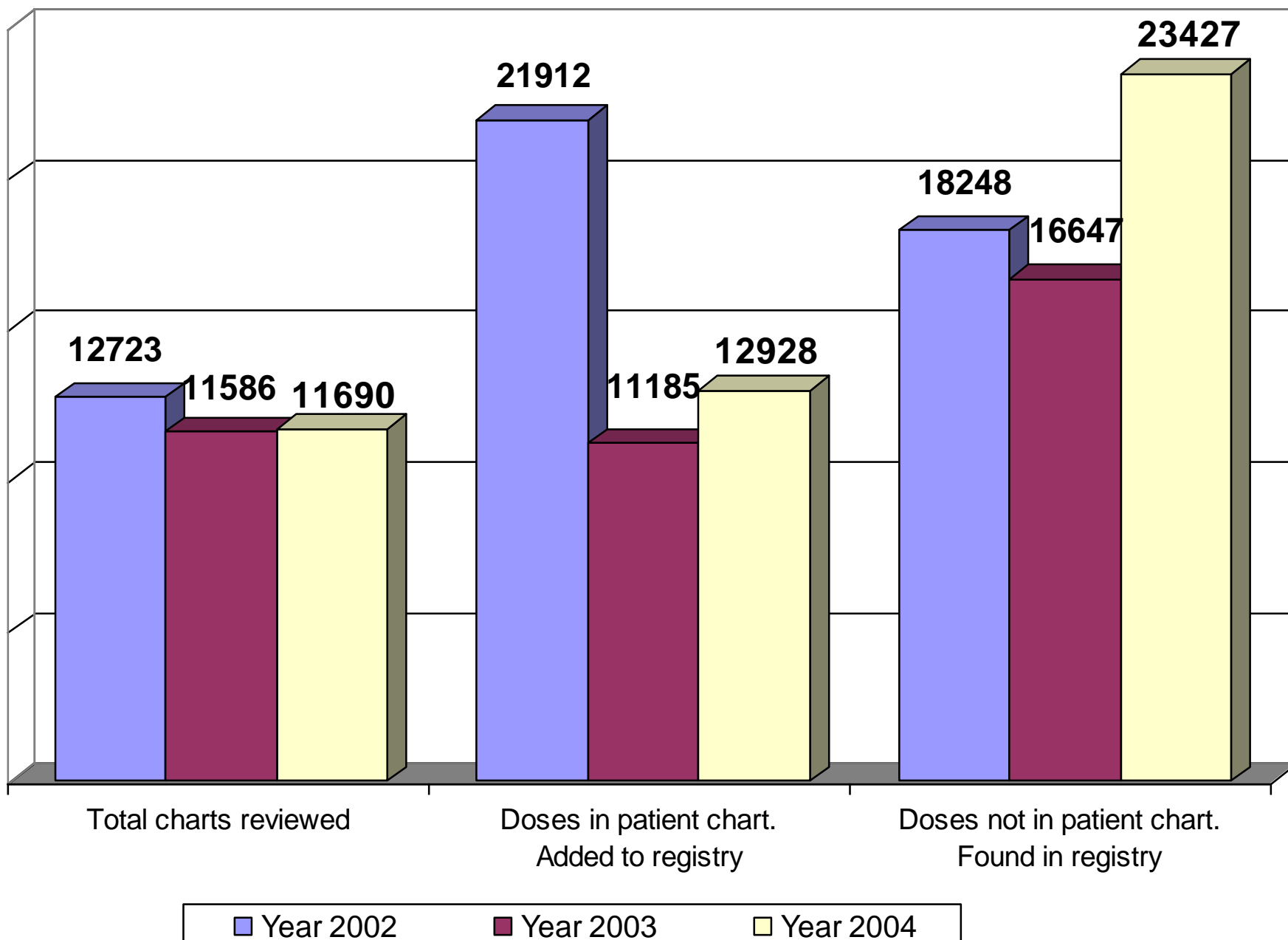
MCIR Activity and Information

- ❖ 6.9 million individuals
- ❖ 83 million+ immunization records
- ❖ 15,000 to 36,000 user logins daily
- ❖ 5,500 provider sites
- ❖ 4,100 Childcare facilities
- ❖ 4,900 school buildings
- ❖ 9,000-14,000 reports generated daily

IIS Assessment and Michigan

- Chart Reviews using CoCASA (1996-2006)
- IIS used to compliment CoCASA data (2001-2006)
- Quality Data Comparison (2002 – 2004)
 - Information collected from the patient chart was compared with the information in the IIS (MCIR)
 - Dose dates added to MCIR
 - Dose dates found in MCIR
 - Taken to the provider office at AFIX feedback meeting
 - Duplicate dose dates corrected manually in IIS

Quality Data Comparison - Michigan AFIX Program

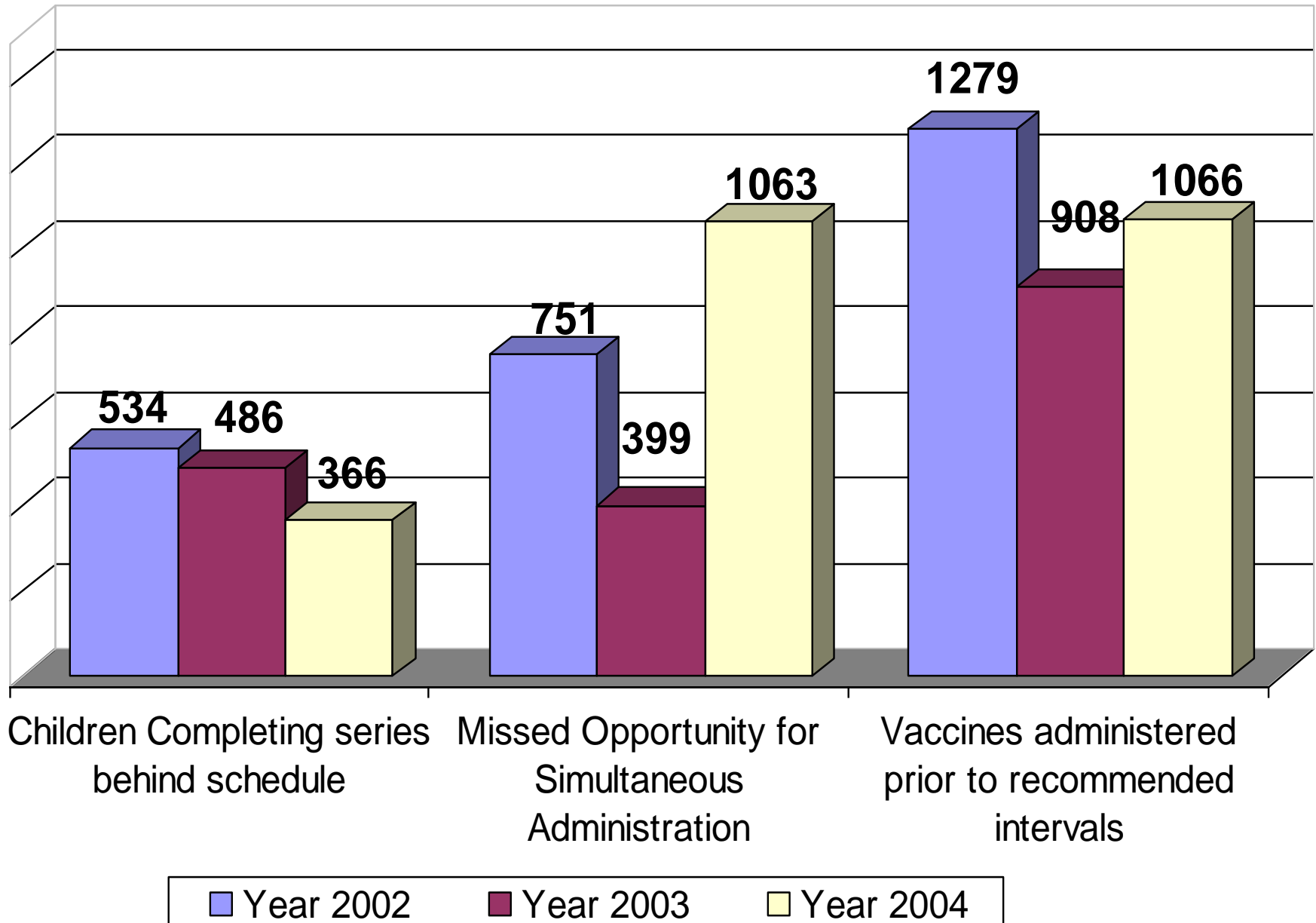


Barriers Identified - Michigan AFIX Program

2002 = 12467 charts

2003 = 11586 charts

2004 = 11690 charts

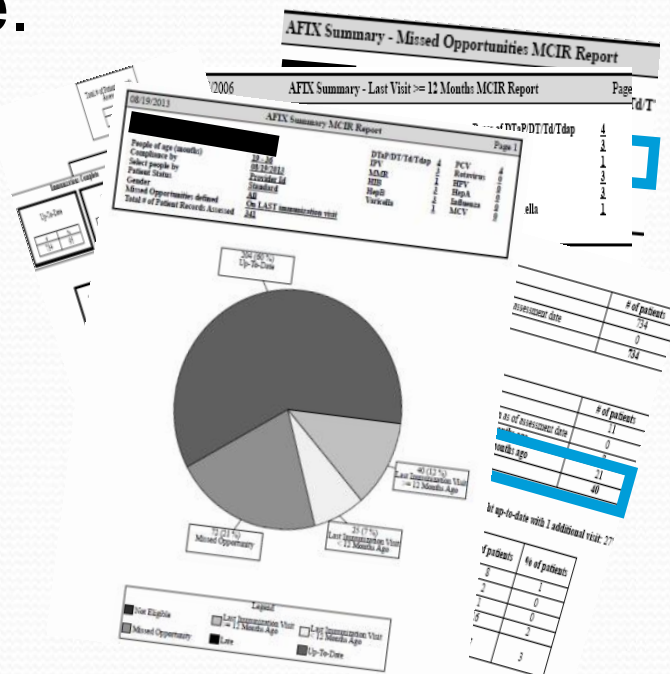


Transition to using IIS only

- Partner and Stakeholder “buy in” needed
- Training site visit reviewers on AFIX
(AFIX site visits are conducted at every VFC provider that receives a VFC compliance visit)
- Programming of AFIX reports into the IIS

AFIX Reports available in the IIS

- Generated by county and state immunization staff
- AFIX reports and lists of patients that are not up to date with vaccines are given to the provider office to assist them with efforts to increase vaccinations in the office.



Person	Rem/Rcl	Sch/CC	VIM	VFC	My Site	Adm	Rpts	Oth		
AFIX	Batch	Inv	Maint	Profile	Rem/Rcl	Retrieve Results	Roster	Sch/CC	Vac	VAERS

Select Provider

County	Barry (08) County ▼	Get Providers
Site	▼	

Report Parameters

Report	Basic Overview ▼	Additional Info
People of age at least (months)	19	Runs: Immediately, Kept 10 days Generates a basic AFIX overview of a provider.
but not yet of age (months)	36	
Doses of DTP/DT/Td	4	
Doses of Tdap	0	
Doses of IPV	3	
Doses of MMR	1	
Doses of HIB	3	
Doses of HepB	3	
Doses of Varicella	1	
Doses of PCV	4	
Doses of Rotavirus	0	
Doses of HPV	0	
Doses of HepA	0	
Doses of Influenza	0	
Doses of MCV	0	
Gender	All ▼	
Select People By	Provider Id ▼	
Patient Status	Standard ▼	
Missed Opportunities defined	On LAST immunization visit ▼	
List People Not Meeting Criteria	No ▼	
Display People As	<input checked="" type="radio"/> List <input type="radio"/> 1 Page - Official State of Mich Imms Record without address ▼	
Description	Pediatric AFIX Report	

[Submit](#)[Cancel](#)

[REDACTED] 0)		DTaP/DT/Td/Tdap	<u>4</u>	PCV	<u>4</u>
		IPV	<u>3</u>	Rotavirus	<u>0</u>
People of age (months)		MMR	<u>1</u>	HPV	<u>0</u>
Compliance by		HIB	<u>3</u>	Hep A	<u>0</u>
Select people by		Hep B	<u>3</u>	Influenza	<u>0</u>
Patient Status		Varicella	<u>1</u>	MCV	<u>0</u>
Gender					
Missed Opportunities defined					
Total # of Patient Records Assessed					

Note: UTD = Up-To-Date for requested criteria

<u>Coverage Levels:</u>	#	%
4 Doses of DTaP	163	81
3 Doses of Polio	189	94
1 Doses of MMR	192	95
3 Doses of Hib	195	97
3 Doses of Hep B	193	96
1 Doses of Var	190	94
4 Doses of PCV	183	91
Var Immunity	0	0
Up-To-Date	160	79

Information for Feedback and eXchange of Information:

# of Invalid Doses with series not complete:	0
# of Patients Missing Immunizations and Overdue:	35
# of Patients that need one visit to be UTD:	17
# of Patients that need only one dose to be UTD:	11
# of Patients not UTD that last immunization >= 12 months:	10
# of Patients not UTD with Missed Opportunity for simultaneous administration:	8 / 4%
# of Patients not UTD with patient status of Inactive Lost to Follow Up :	0

AFIX Reporting

[Print Help](#)

[Home](#) [Exit](#)

Person	Rem/Rcl	Sch/CC	VIM	VFC	My Site	Adm	Rpts	Oth		
AFIX	Batch	Inv	Maint	Profile	Rem/Rcl	Retrieve Results	Roster	Sch/CC	Vac	VAERS

Select Provider	
County	Barry (08) County ▼ Get Providers
Site	▼

Report Parameters	
Report	Basic Overview ▼
People of age at least (months)	156
but not yet of age (months)	216
Doses of DTP/DT/Td	0
Doses of Tdap	1
Doses of IPV	0
Doses of MMR	2
Doses of Hib	3
Doses of HepB	3
Doses of Varicella	2
Doses of PCV	0
Doses of Rotavirus	0
Doses of HPV	3
Doses of HepA	0
Doses of Influenza	0
Doses of MCV	1
Gender	All ▼
Select People By	Provider Id ▼
Patient Status	Standard ▼
Missed Opportunities defined	On LAST immunization visit ▼
List People Not Meeting Criteria	No ▼
Display People As	<input checked="" type="radio"/> List <input type="radio"/> 1 Page - Official State of Mich Imms Record without address ▼
Description	Adolescent AFIX Report

Additional Info

Runs: Immediately, Kept 10 days
Generates a basic AFIX overview of a provider.

[Submit](#)

[Cancel](#)

[REDACTED] 00)		Tdap	<u>1</u>	PCV	<u>0</u>
		IPV	<u>0</u>	Rotavirus	<u>0</u>
People of age (months)		MMR	<u>2</u>	HPV	<u>3</u>
Compliance by		HIB	<u>3</u>	Hep A	<u>0</u>
Select people by		Hep B	<u>3</u>	Influenza	<u>0</u>
Patient Status		Varicella	<u>2</u>	MCV	<u>1</u>
Gender					
Missed Opportunities defined					
Total # of Patient Records Assessed					
	<u>660</u>				

Note: UTD = Up-To-Date for requested criteria

<u>Coverage Levels:</u>	#	%
1 Doses of Tdap	520	79
2 Doses of MMR	593	90
3 Doses of Hib	660	100
3 Doses of Hep B	636	96
2 Doses of Var	526	80
3 Doses of HPV	109	17
1 Doses of MCV	518	78
Var Immunity	44	7
Up-To-Date	109	17

Information for Feedback and eXchange of Information:

# of Invalid Doses with series not complete:	31
# of Patients Missing Immunizations and Overdue:	532
# of Patients that need one visit to be UTD:	0
# of Patients that need only one dose to be UTD:	0
# of Patients not UTD that last immunization >= 12 months:	312
# of Patients not UTD with Missed Opportunity for simultaneous administration:	243 / 37%
# of Patients not UTD with patient status of Inactive Lost to Follow Up :	0

09/18/2014

AFIX Invalid Doses MCIR Report

Page 1

[REDACTED]		DTaP/DT/Td/Tdap	<u>4</u>	PCV	<u>4</u>
		IPV	<u>3</u>	Rotavirus	<u>0</u>
		MMR	<u>1</u>	HPV	<u>0</u>
		HIB	<u>3</u>	HepA	<u>0</u>
		HepB	<u>3</u>	Influenza	<u>0</u>
		Varicella	<u>1</u>	MCV	<u>0</u>
People of age (months)	<u>19 - 36</u>				
Compliance by	<u>09/18/2014</u>				
Select people by	<u>Provider Id</u>				
Patient Status	<u>Standard</u>				
Gender	<u>All</u>				
Missed Opportunities defined	<u>On LAST immunization visit</u>				
Total # of Patient Records Assessed	<u>5</u>				

Prior to recalling the patients on this list, please review the patient's medical chart for the status of the 4th DTaP. In some cases the 4th DTaP may have been given off the ACIP recommended schedule but does not need to be repeated if administered between 4 and 6 months after the 3rd DTaP.

Total # of invalid doses with series not complete: 1

Patient Name	Birthdate	Antigen	Date Given	Reason Not Valid	Series
[REDACTED]	01/19/2013	HepB2	01/19/2013	Does not meet minimum age	Overdue

09/18/2014

AFIX Summary - Missed Opportunities MCIR Report

Page 5

[REDACTED] #10256)

People of age (months) 19 - 36
 Compliance by 09/18/2014
 Select people by Provider Id
 Patient Status Standard
 Gender All
 Missed Opportunities defined On LAST immunization visit
 Total # of Patient Records Assessed 5

DTaP/DT/Td/Tdap	<u>4</u>	PCV	<u>4</u>
IPV	<u>3</u>	Rotavirus	<u>0</u>
MMR	<u>1</u>	HPV	<u>0</u>
HIB	<u>3</u>	HepA	<u>0</u>
HepB	<u>3</u>	Influenza	<u>0</u>
Varicella	<u>1</u>	MCV	<u>0</u>

Total # of Records with Missed Opportunities: 2

Name	BirthDate	Last Vaccine Dose Date	Missing/All Eligible Vaccines	Patient Status
[REDACTED]	01/19/2013	08/05/2014	Hepatitis B, Hepatitis A, Seasonal Influenza IIV3/IIV4	Active
[REDACTED]	11/11/2012	02/26/2014	DTaP, Polio, Hepatitis B, PCV13, Seasonal Influenza IIV3/IIV4	Active

Sharing Assessment data

- Monthly coverage levels for pediatric and adolescent vaccines
- Quarterly “Immunization Report Cards” for counties
- Every county/public clinic site receives annual VFC/AFIX site visits
- Every VFC provider receives a VFC compliance visits and an AFIX visit at least every other year (many receive annually)

Current Immunization Profile by County

19-35 Months of Age for 4:3:1:3:3:1:4:2, Based on MCIR Data

County	Jan 14	Feb 14	Mar 14	Apr 14	May 14	Jun 14	Jul 14	Aug 14	Sep 14	Oct 14	N
	55%	56%	56%	57%	56%	57%	56%	58%	57%	58%	
	47%	48%	47%	47%	47%	47%	47%	47%	47%	47%	
	47%	47%	47%	46%	46%	47%	47%	46%	45%	46%	
	48%	48%	48%	48%	48%	49%	48%	49%	49%	50%	
	32%	32%	32%	32%	32%	32%	31%	30%	30%	30%	
	50%	50%	50%	50%	52%	53%	53%	54%	54%	55%	
	43%	43%	43%	43%	44%	43%	44%	44%	44%	45%	
	40%	39%	39%	40%	41%	41%	41%	40%	40%	41%	
	45%	45%	45%	45%	46%	46%	46%	46%	46%	47%	
	57%	58%	57%	55%	55%	56%	57%	59%	59%	59%	
	36%	37%	37%	37%	36%	37%	37%	37%	37%	37%	
	46%	47%	47%	47%	47%	47%	46%	47%	47%	47%	
	50%	51%	51%	52%	52%	52%	52%	52%	52%	53%	
	38%	41%	41%	41%	42%	42%	43%	41%	40%	40%	
	47%	48%	47%	47%	45%	44%	43%	44%	42%	42%	
	49%	49%	49%	49%	49%	50%	50%	49%	48%	49%	
	55%	55%	55%	55%	56%	55%	55%	55%	55%	55%	
	63%	63%	62%	61%	62%	62%	62%	62%	62%	63%	
	59%	59%	59%	59%	59%	59%	59%	59%	59%	59%	
	50%	49%	50%	51%	52%	52%	53%	52%	53%	53%	
	45%	45%	45%	44%	47%	47%	47%	48%	48%	49%	
	61%	61%	60%	60%	61%	60%	59%	60%	60%	61%	
	45%	46%	46%	48%	49%	49%	49%	48%	49%	50%	
	51%	51%	50%	50%	50%	50%	51%	52%	52%	52%	

COUNTY QUARTERLY IMMUNIZATION REPORT CARD

Data as of: September 30, 2014

Barry

	2013 Census	MCIR	Diff.	%
Total	59,087	48,563	10,534	17
Adults (20yrs+)	43,930	33,382	10,548	24
Children (0-19yrs)	15,167	15,181	-14	0

Barry Immunization Sites

	Count	(%)
Active MCIR Immunization Sites	35	
Reported in the last 6 months	25	71
Active Vaccines for Children (VFC) Sites	7	
Reported in the last 6 months	7	100
Influenza Sentinel Sites (Reg. Reporters)	1	

Michigan is ranked 30th for 4313314

coverage (2013 NIS data)

Your County Immunization Rank n = 84	
43133142 Coverage:	48
(19-35 mos)	
1323213 Coverage:	46
(13-17 Years)	
Waivers:	34
(Kindergarten, 6th grade & Other)	
Flu Coverage:	31
(6 months through 17 yrs)	

How do your Immunization Measures Rank among Michigan's 83 Counties + Detroit (n=84)

Measure	Barry (MCIR)	% Diff.*	Barry-Eaton (MCIR)	MI Avg (MCIR)	US Average 2013 NIS	Your County Rank	HP 2020 Goal
19 through 35 months	%	%	%	%	%	No.	
Birth Dose Hep B coverage	80.1	1.3	79.6	79.5	74.2	48	85%
4313314 coverage†	78.5	1.1	75.4	74.2	72.6	28	-
43133142 coverage†	47.9	0.8	42.3	40.1	-	48	-
2+ Hep A	40.3	0.3	43.7	51.0	54.7	48	85%
4+ DTaP	80.7	0.9	78.3	78.6	92.7	34	90%
4+ PCV	86.5	-0.2	84.9	85.0	82.0	36	90%
WIC coverage (4313314)	82.5	1.7	79.7	80.1	69.1	39	-
Medicaid coverage (4313314)	78.1	1.6	75.2	76.6	-	48	-
13 through 17 years	2013 NIS Teen						
132321 coverage†	74.9	1.0	70.2	64.4	-	20	-
1323213 coverage†	21.1	2.1	20.0	18.1	-	46	-
1+ Tdap	80.8	0.5	77.9	71.1	86.0	15	80%*
1+ MCIV4	80.2	0.6	77.7	71.2	77.8	18	80%*
3+ HPV (Females)	30.9	1.2	29.6	26.3	37.6	48	80%*
3+ HPV (Males)	13.2	3.0	13.2	12.2	13.9	53	-
Mening. Up-to-date (17 yrs)	46.9	1.7	42.0	36.3	-	19	-
Adults (Census Denominators)	2012 NHIS						
1+ Tdap (19-64yrs)	33.4	1.8	31.3	28.5	15.6	29	-
PPSV (65+ yrs)	35.2	1.6	32.1	26.0	59.9	17	90%
1+ Zoster (60+ yrs)	16.3	0.6	19.6	15.9	20.1	46	30%
2013-14 Flu Season	Barry		Barry-Eaton	MI Avg	US Flu Avg	Rank	HP2020
1+ Flu (6mos through 17 yrs)	32.8	4.0	32.8	32.6	56.6	31	70%
Complete 2nd dose (6mo-8yrs)	53.1	6.7	48.7	50.3	-	32	-
1+ Flu (18yrs+)	28.5	6.9	22.0	18.0	41.5	33	70%
School/CC Immunization Reports	Barry		Barry-Eaton	MI Avg	Barry	Barry	Rank
School Completion (Feb '14)	91.8	-0.7	91.5	90.7	-	-	27
Percent Waived (K-6+Q)	5.4	0.9	5.5	6.3	Kindgrtn: 4.6%	6 grd: 4.6%	34
Child Care Completion (Oct '13)	87.4	-	85.5	87.0	-	-	51
Percent Waived	2.3	-	3.1	3.6	-	-	41

* % difference in the county since the last report card; Flu data shows difference between seasons; School and CC diff. between annual reports

† 4313314 (2): 4 DTaP, 3 Polio, 1 MMR, 3 Hib, 3 Hep B, 1 Varicella, 4 PCV, 2 Hep A

‡ 132321 (3): 1 Tdap, 3 Polio, 2 MMR, 3 Hep B, 2 Var, 1 MCIV, 3 HPV (Males & Females)

*** The adolescent Healthy People 2020 age group is 13 through 17 yrs and the goal is 90% for PPSV for persons 65 and older.

Reference the FAQs for additional information including information on 1+, 2+ and 3+.

Immunization Record Assessment

**Lets bring
this into
focus.**

AFIX is a strategy to raise
immunization coverage levels
and standards of practices at
the provider level.



Michigan *Immunization Program*



Thank You!



Stephanie Sanchez, AFIX Coordinator
MDCH – Division of Immunization

Phone: 517-335-9011

E-Mail: Sanchezs@michigan.gov