



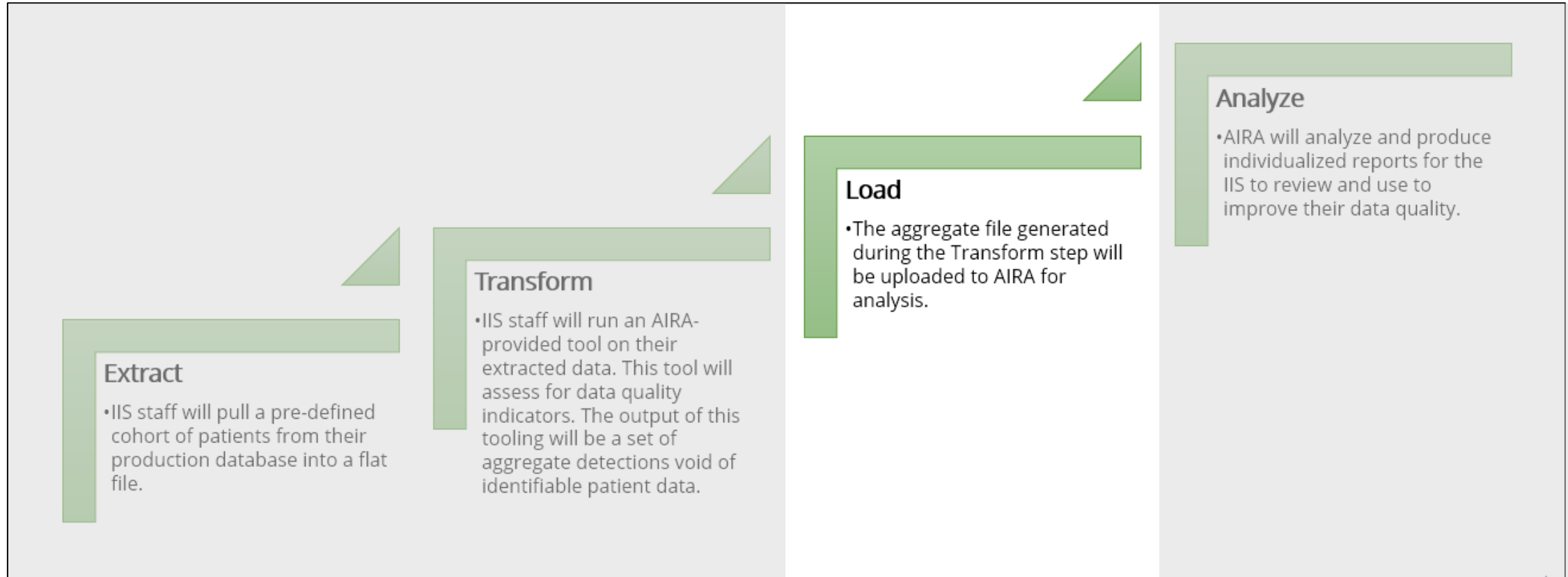
AIRA
AMERICAN IMMUNIZATION
REGISTRY ASSOCIATION

DAR Load Step Instructional Slides

January 2025



DAR Process Overview



Load Steps


1. Access AART
2. Navigate to load screen
3. Upload ADF file



Access AART



← → ↻ 🔒 app.immregistries.org/aart/home/login 🔑 🔍 📄 ☆

-  Aggregate Analysis Reporting Tool
- Login
- Register
- Reset Password
- See Latest Updates
- More AART Info

Login

Email Address

Email is required

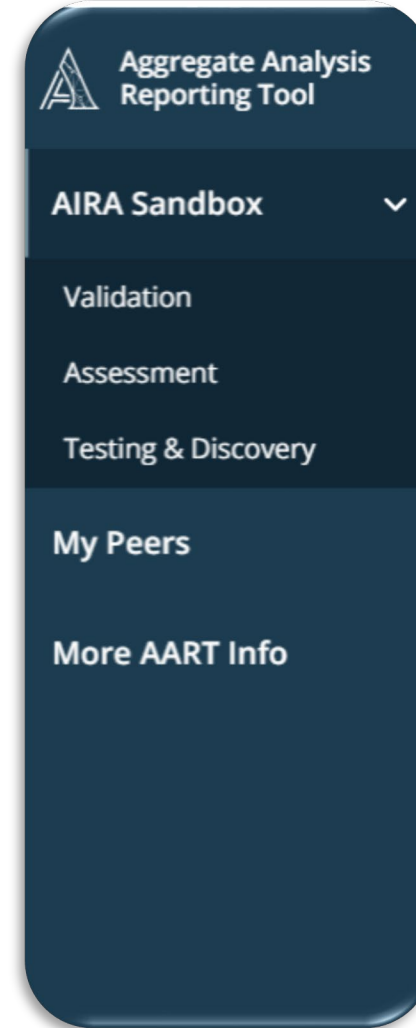
Password

Password is required

Login



Click on the
**Testing &
Discovery** tab in
the left column.



Click on
Upload
DAR
File

Aggregate Analysis Reporting Tool

AIRA Sandbox


Validation

Assessment

Testing & Discovery

My Peers

More AART Info



Testing and Discovery

Testing & Discovery gathers preliminary information on community alignment with standards.

Content Area



HL7 Discovery

Connected

2022 Annual Report



CDS Discovery

Connected

Q4 2022



DAR

2021 DAR
Upload DAR file



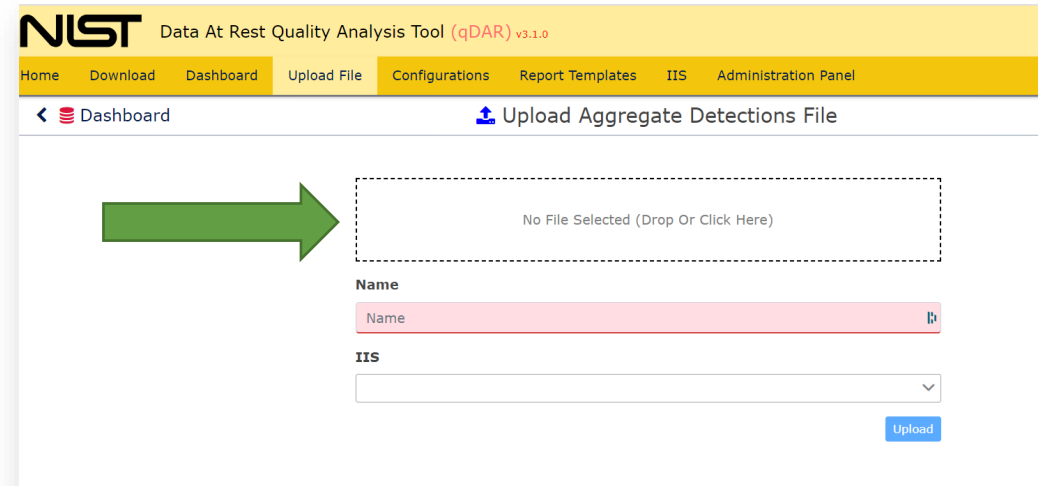
**Disable any
pop-up
blockers.
The qDAR
upload tool
will open in a
new window.**



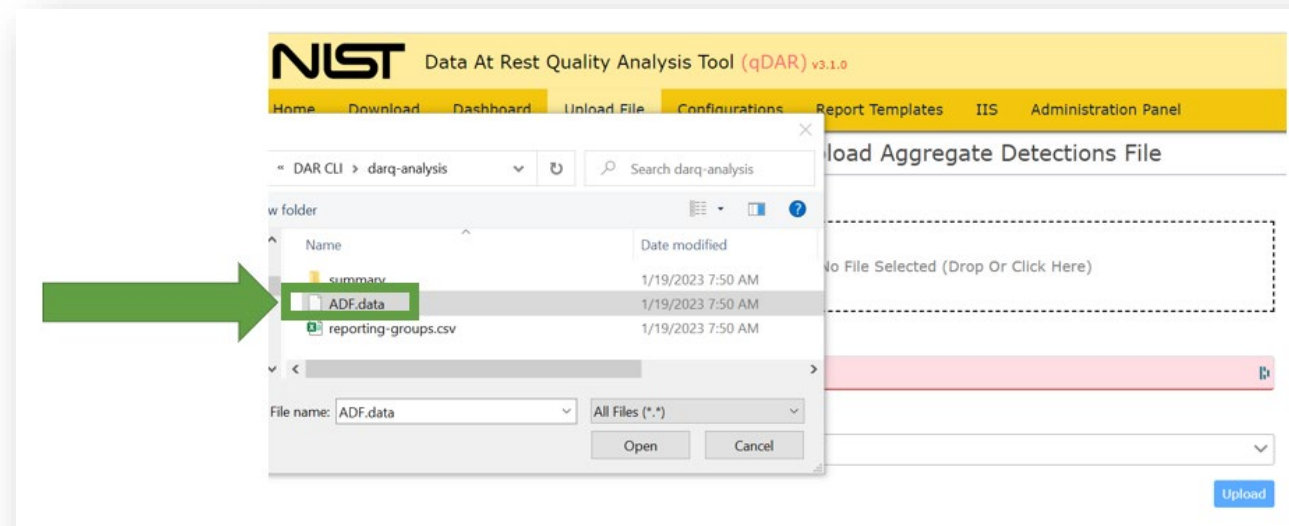
Upload the file

The screen will refresh and take you to the NIST qDAR file upload tool.

Click the **File Selection** box.



Then select the **ADF.data** file created by the command line tool.



Upload the file – Cont'd



Although the name of the upload file is not significant, you can add a title and date to help with tracking!

NIST Data At Rest Quality Analysis Tool (qDAR) v3.1.4

Home Download Dashboard Upload File Configurations Report Templates

< Dashboard Upload Aggregate Detections File

ADF.data ✕

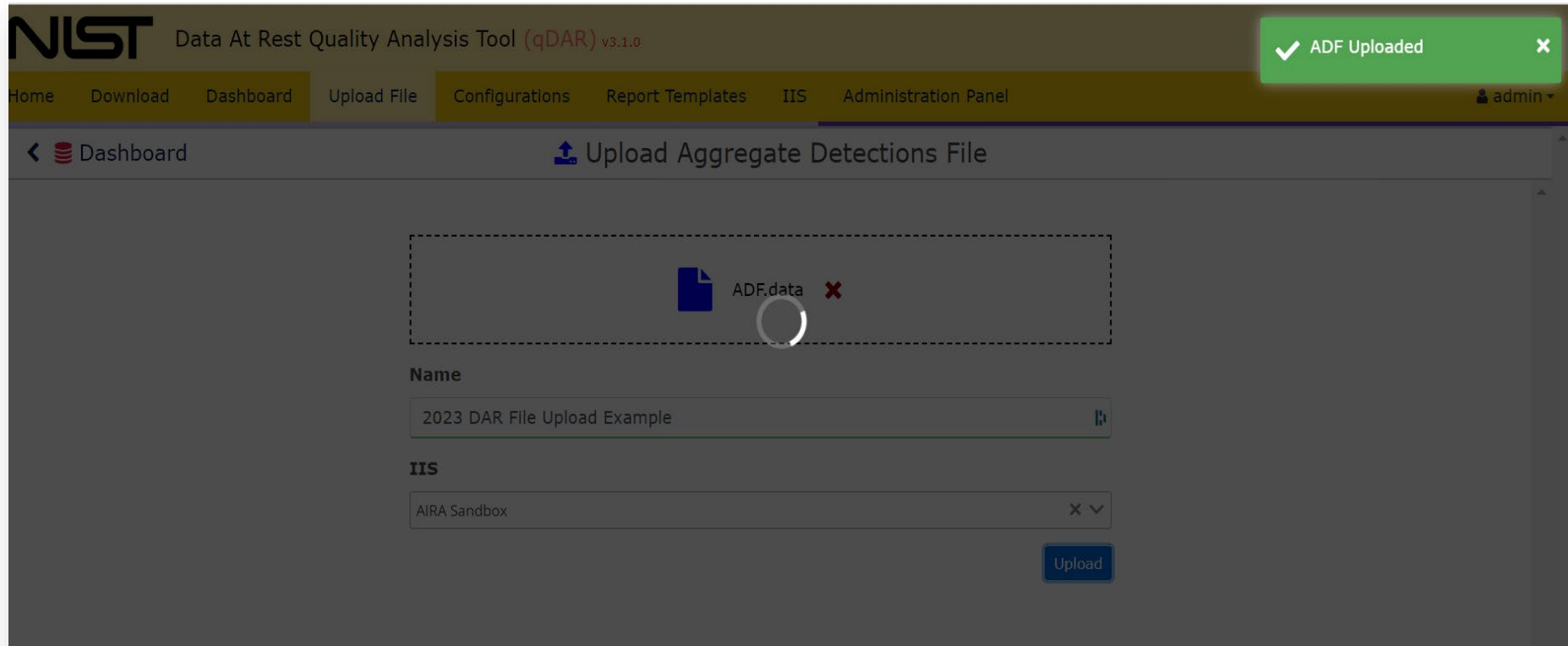
Name
DAR 2024 - Extracted 20240301

IIS
AIRA Sandbox
AIRA Sandbox Test

Some users have access to more than one IIS system. Be sure to select the proper IIS!



Upload Completed!



The screenshot displays the NIST Data At Rest Quality Analysis Tool (qDAR) v3.1.0 interface. The top navigation bar includes links for Home, Download, Dashboard, Upload File, Configurations, Report Templates, IIS, and Administration Panel. A green notification banner in the top right corner reads "ADF Uploaded" with a checkmark and a close button. The main content area is titled "Upload Aggregate Detections File" and shows a file named "ADF.data" being uploaded, indicated by a circular progress indicator. Below the file name, there are input fields for "Name" (containing "2023 DAR File Upload Example") and "IIS" (containing "AIRA Sandbox"). An "Upload" button is located at the bottom right of the form.



Next Steps

- AIRA will conduct data quality checks on the file and then produce reports.
- You will get notified by email once the reports are generated.



When all else fails...

Submit a DAR technical assistance request at:
<https://www.immregistries.org/request-technical-assistance>

immregistries.org/request-technical-assistance

AIRA
AMERICAN IMMUNIZATION
REGISTRY ASSOCIATION

Member Log

Home About AIRA Workgroups Ongoing Efforts Events Repository Members

Request Technical Assistance

AIRA Technical Assistance Requests

AIRA offers technical assistance on a wide range of IIS topics, including new services specific to onboarding, in collaboration with Centers for Disease Control and Prevention (CDC) and other partners.

Category of Request *

-Select-

-Select-

AART Access

Data Quality/Data Use

Data at Rest (DAR)

