



**AIRA**  
AMERICAN IMMUNIZATION  
REGISTRY ASSOCIATION

# End User Updates

---

**AART Software and Report  
Enhancements**

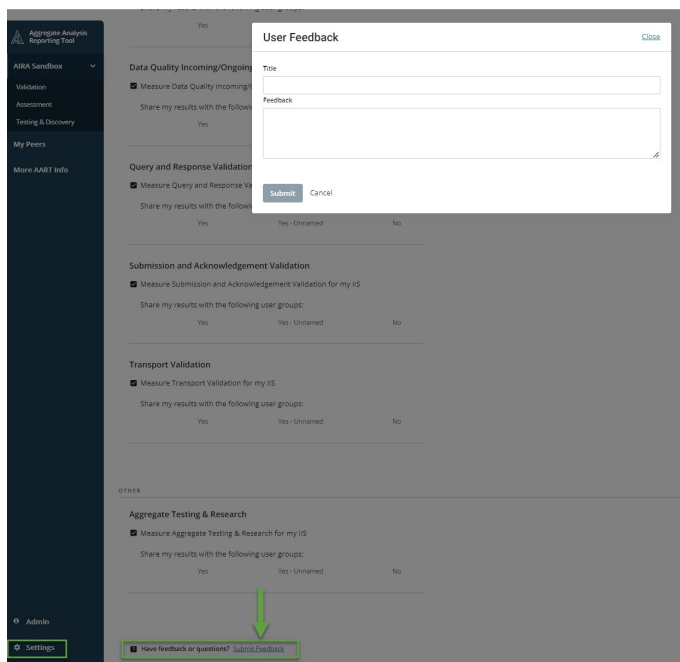
December 2022

# End User Updates

## Introduction

The Aggregate Analysis Reporting Tool ([AART](#)) is an application specifically developed to support the [Measurement and Improvement \(M&I\) Initiative](#) to visualize and compile results and information on community-driven measures and tests related to the [Immunization Information System \(IIS\) Functional Standards](#). AART accomplishes this task by displaying test results for an IIS along with information and suggestions for improvements.

The tool is developed and supported by AIRA and is hosted on secure servers maintained by AIRA. AIRA technical staff routinely update AART, which impacts various IIS-specific reports, system features, and user navigation.



To help improve AART, AIRA invites users to submit any questions via the **Submit Feedback** feature in **Settings**.

If you have questions about AART, M&I, or to request technical assistance, please submit AIRA's [online form](#).

## In this Document: End User Updates

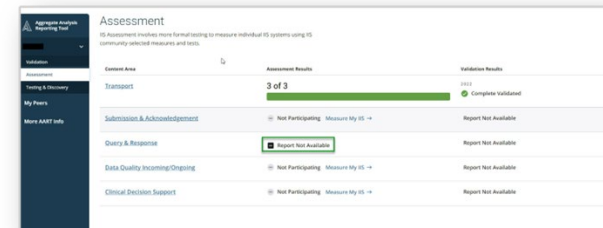
[Summer/Fall 2022 \(v2.44 - v2.48\)](#)

[Winter/Spring 2022 \(through v2.43\)](#)

Archived AART software and report enhancements (2019-2021) are located on AIRA's repository [here](#).

Summer/Fall 2022 (through v2.48)

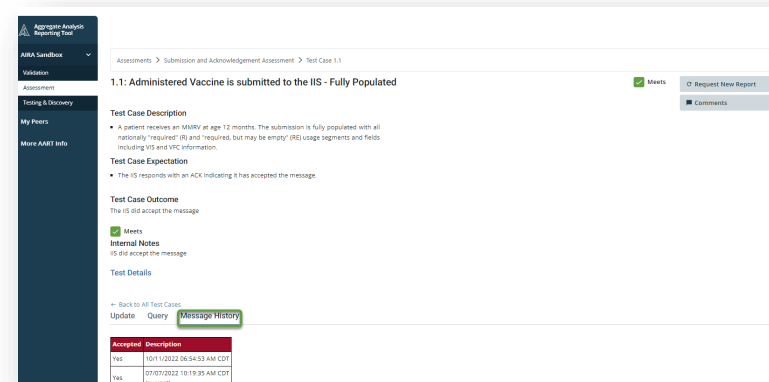
**Bug Fixed:** IIS Assessment results will now display the message “Report Not Available” for a content area in which an IIS participates but could not be measured at the time of the assessment.



The screenshot shows the 'Assessment' page with a table of results. The table has columns for 'Content Area', 'Assessment Results', and 'Validation Results'. The 'Assessment Results' column shows '3 of 3' for 'Transport' and 'Report Not Available' for other areas. The 'Validation Results' column shows 'Complete Validated' for 'Transport' and 'Report Not Available' for others.

Content Area	Assessment Results	Validation Results
Transport	3 of 3	Complete Validated
Submission & Acknowledgement	Not Participating - Measure My IIS →	Report Not Available
Query & Response	Report Not Available	Report Not Available
Data Quality Incoming/Outgoing	Not Participating - Measure My IIS →	Report Not Available
Clinical Decision Support	Not Participating - Measure My IIS →	Report Not Available

**Enhancement: Test Case Message History View**  
Users can review test message history in the **Test Details** tab for test cases run in **Assessment**.



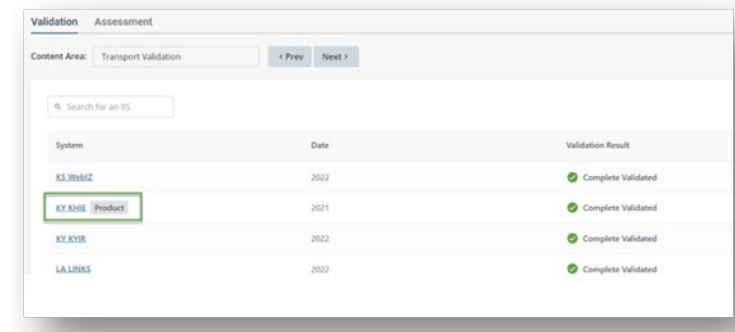
The screenshot shows the 'Test Case Message History View' for a specific test case. It includes a 'Test Case Description', 'Test Case Expectation', 'Test Case Outcome', and 'Test Details' section. The 'Test Details' section shows a table of messages with columns for 'Accepted', 'Description', and 'Message History'.

Accepted	Description	Message History
Yes	10/11/2022 06:54:53 AM CDT	
Yes	07/07/2022 10:19:35 AM CDT (current)	

---

### Enhancement: Product Validation Tag

IIS products (e.g., HIEs, off-the-shelf products from STC and Envision) that participate in M&I are displayed with a Product tag on My Peers for Assessment and Validation results.

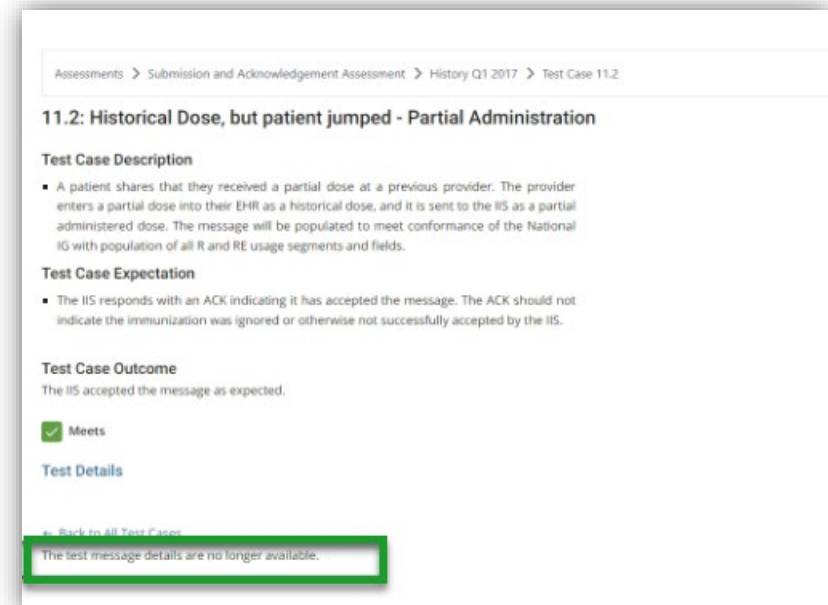


System	Date	Validation Result
KS Web02	2022	Complete Validated
KY KHIE	2021	Complete Validated
KY KY08	2022	Complete Validated
LA LINKS	2022	Complete Validated

---

### Display: Historical test case/message details

Historical test case and test message details for content areas in Assessment from 2017 and earlier have been archived. Jurisdictions can request historical information, if needed.



Assessments > Submission and Acknowledgement Assessment > History Q1 2017 > Test Case 11.2

#### 11.2: Historical Dose, but patient jumped - Partial Administration

**Test Case Description**

- A patient shares that they received a partial dose at a previous provider. The provider enters a partial dose into their EHR as a historical dose, and it is sent to the IIS as a partial administered dose. The message will be populated to meet conformance of the National IG with population of all R and RE usage segments and fields.

**Test Case Expectation**

- The IIS responds with an ACK indicating it has accepted the message. The ACK should not indicate the immunization was ignored or otherwise not successfully accepted by the IIS.

**Test Case Outcome**

The IIS accepted the message as expected.

**Meets**

**Test Details**

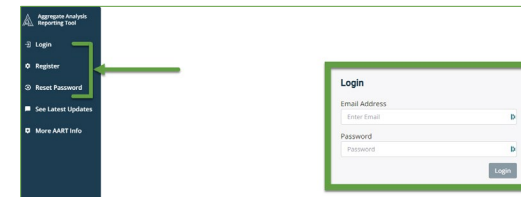
[Back to All Test Cases](#)

The test message details are no longer available.

Winter/Spring 2022 (through v2.43)

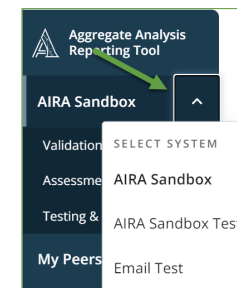
### Enhancement: New User Interface

AIRA launched a new AART user interface on February 28, 2022. Users can log into the existing URL with existing names and passwords.



### Enhancement: Navigation

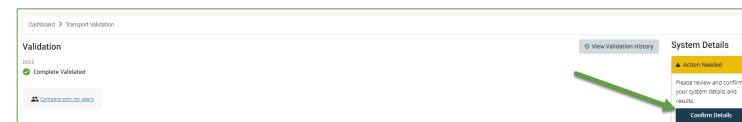
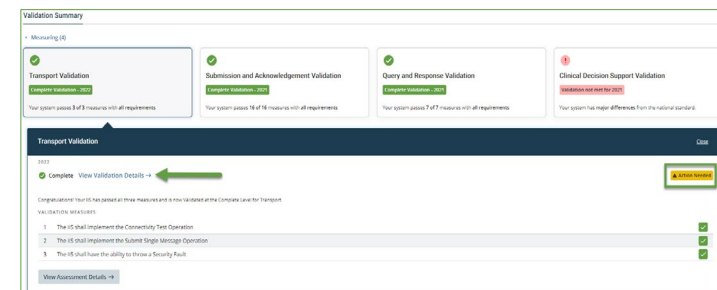
Users with access to multiple systems in AART can now toggle easily between systems via a dropdown menu. Click on the arrow shown in the image on the right to display a list of available systems you can select as applicable.



### Enhancement: Actionable Results

From the new dashboard, users can click each specific content area to view **Validation** results.

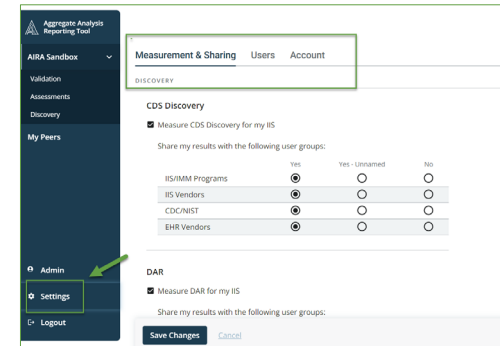
💡 If functionality for that content area has not been yet confirmed, users will see a new yellow **Action Needed** label. Click **View Validation Details** and then click **Confirm Details** to confirm the functionality tested is the same functionality available to end users and to report any local law or policy that might affect your IIS program's ability to align with standards.



---

### Enhancement: Measurement and Sharing Settings

Via **Settings**, Admin users can review all authorized and pending users and update/confirm their content area and results sharing with four groups: IIS/IMM Programs, IIS Vendors, CDC/NIST, and EHR Vendors.



---

### Enhancement: My Peers Dashboard

Depending on Measurement & Sharing settings determined by the system administrator, users can view testing results of their peers. Click on **My Peers** in the left-hand menu. Users can select between Validation and Assessment to view specific content areas. This will return a list of results to compare with named and unnamed IIS peers, depending on their sharing settings.

