

# Providing Real-time, Actionable Data to North Dakota Immunization Providers

**Mary Woinarowicz, MA**  
**Immunization Director**

NORTH  
**Dakota** | Health & Human Services  
Be Legendary.

# Background

# North Dakota Immunization Information System (NDIIS)

Awardee developed since 1988

First web-based version available in 1996

Completed major modernization project in November 2024

Lifespan system with records for 100% of ND residents

# NDIIS today



- 1.55 million active patient records
- State law requires reporting for children 18 years and younger
- Adults may opt out



- 23.87 million dose records
- 91% of doses entered within 1 day
- 99% of doses entered within 30 days



- 526 individual provider sites sending data from their EHR
- Average 107,666 immunization messages per month
- Average 744,562 query messages per month

# Making More Data Readily Available

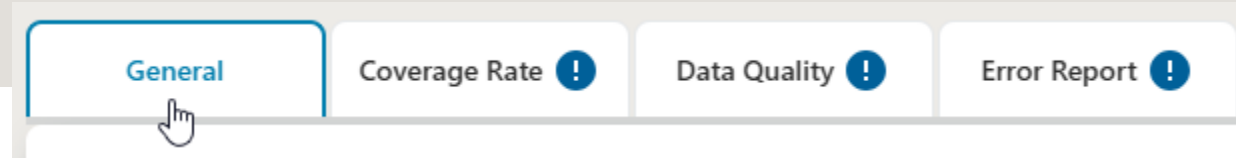
- One of the primary goals for modernizing North Dakota's IIS was to provide an improved user experience.
- As part of the on-going effort to achieve this goal, the NDHHS team created immunization provider-specific dashboards that are integrated into the IIS homepage.
- The dashboards:
  - provide real-time, actionable data for North Dakota immunization providers
  - reduce the burden on provider and immunization program staff who previously had to manually run multiple different reports to view the same information

# Integrated Dashboards

# Integrated Dashboards

- Available to all IIS users upon login
- Provides more real-time information without having to navigate farther into the system
- Information is specific to the selected facility
- All information is refreshed daily
- All dashboards include links to other functions and reports, encouraging user action
- Coverage Rate, Data Quality, and Error Report dashboards all have an indicator when provider has not met established targets

# General Information Dashboard



- Provides general provider information including:
  - Number of pending orders\*
  - Indicator if temperature logs and inventory reconciliation are current\*
  - Facility address and Site administrator contact information
  - User and access request details
  - Doses administered by month
  - List of vaccine expiring in the next 30 days
  - Outstanding borrow/return balances\*

*\*only available for VFC-VFA enrolled providers*

# General Information Dashboard

**Ordering** ORDERS

**Assigned to Provider**

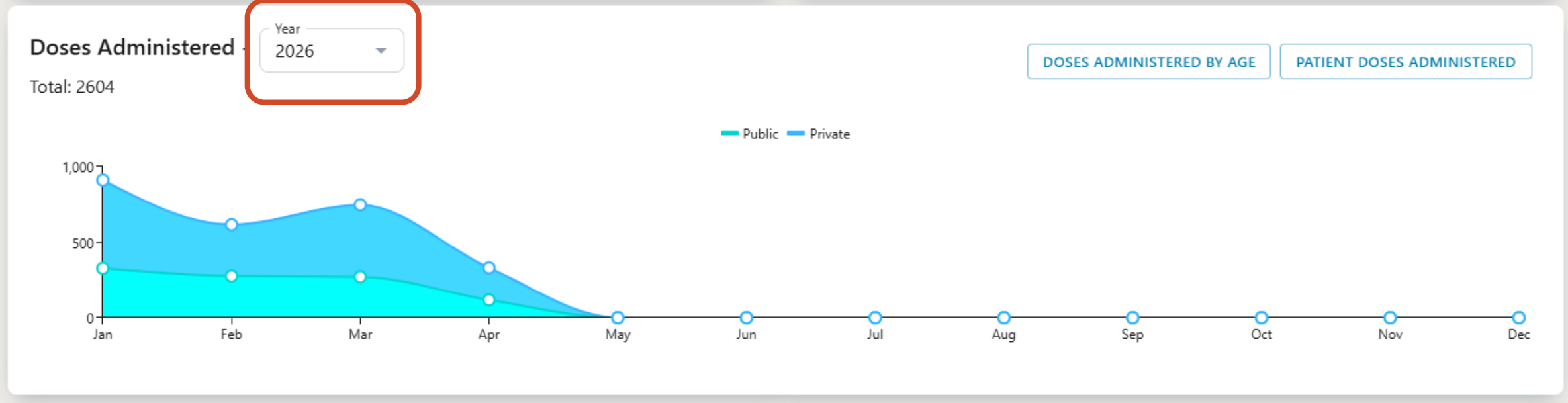
1

**Assigned to DHHS**

0

✔ Temperature Logs are up to date.

✔ Inventory Reconciliation must be done before ordering.



# General Information Dashboard



### Provider Information

[VIEW DETAIL](#)

<b>Details</b> 6096 - Sanford North Bismarck Pediatrics 765 W INTERSTATE AVE BISMARCK, ND 58503	<b>Administrator</b>  Email:  Phone:
---	--

### Users & Access Requests

[REQUESTS](#) [USERS](#)

<b>Requests to Process</b> 	<b>Active Users</b> 
---	--

# General Information Dashboard

## Vaccines Expiring in the Next 30 Days

[LOT INVENTORY EXPIRING REPORT](#)

Vaccine Type	Quantity On Hand	Lot Number	Expiration Date ↑
MMR	40	Y008077	04/19/2026
MMRV	36	Y017513	04/19/2026
HPV-9	16	2014790	04/22/2026
HPV-9	100	Y003462	04/23/2026
MMR	8	Y008290	04/24/2026
DTaP/IPV/Hib/HBV	4	U7768AA	04/29/2026
MMRV	48	Y018161	04/29/2026
DTAP - 5	8	3CA25C1	04/30/2026
DTaP-Hib-IPV (Pentacel)	40	UK199AA	04/30/2026
MCV4 MenQuadfi	4	U7996BB	04/30/2026

1-10 of 16 < >

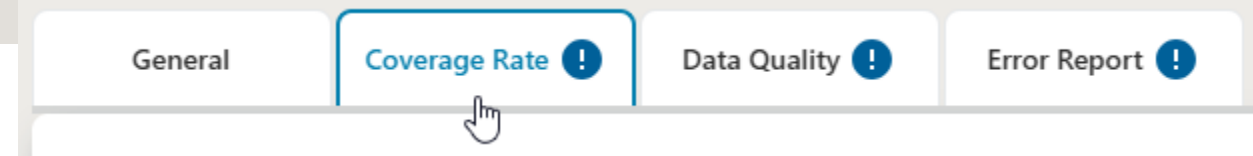
## Borrow / Return Balance

[BORROW AND RETURN LOTS - BALANCE REPORT](#)

Vaccine Type	Doses Owed to Public Supply	Doses Owed to Private Supply
DTaP	0	1
DTaP-Hib-IPV (Pentacel)	0	10
DTAP/IPV	1	0
DTaP/IPV/Hib/HBV	0	3
HAV Pediatric	1	0
HBV Pediatric	0	6
HIB	0	1
HPV	0	3
Influenza (Injectable)	0	1
IPV	0	3

1-10 of 18 < >

# Coverage Rate Dashboard



- Coverage rates calculated for:

- Infants 19-35 months

- 4 DTaP, 3 Hepatitis B, 1 MMR, 3 Polio, UTD Hib, 1 varicella, UTD PCV, 2 Hepatitis A

- Children 4-6 years

- 5 DTaP, 3 Hepatitis B, 2 MMR, 4 Polio, 2 varicella

- Adolescents 13-18 years and 16-18 years

- 13-18 years: 1 Td/Tdap, 1 MCV4, 2 varicella, UTD HPV

- 16-18 Years: 2 MCV, 2 Men B

- Adults 19-59 years, 19 years and older, and 50 years and older

- 19-59 years: UTD Hepatitis B

- 19 and older: UTD Td/Tdap

- 50 and older: UTD PCV, UTD Zoster

- Only shows coverage rates if provider has patients in that cohort

# Coverage Rate Dashboard

## Coverage Rate 19-35 Months

as of 04/18/2026, 1:07 AM

COVERAGE RATE REPORT

REMINDER RECALL

Row will be highlighted if it falls below the goal of 90%

Total Number of Patients	Up-To-Date Patients	% Up-To-Date Patients
615	410	66.67 %

Vaccine	Up-To-Date	% Up-To-Date
2 - HEPATITIS A	437	71.06 %
3 - HEPATITIS B	563	91.54 %
1 - MMR	551	89.59 %
1 - VARICELLA	538	87.48 %
4 - DTAP	482	78.37 %
3 - POLIO	556	90.41 %
UTD HIB	511	83.09 %
UTD PCV	536	87.15 %

## Coverage Rate Age 4-6

as of 04/18/2026, 1:08 AM

COVERAGE RATE REPORT

REMINDER RECALL

Row will be highlighted if it falls below the goal of 95%

Total Number of Patients	Up-To-Date Patients	% Up-To-Date Patients
1,448	958	66.16 %

Vaccine	Up-To-Date	% Up-To-Date
2 - MMR	991	68.44 %
3 - HEPATITIS B	1,342	92.68 %
5 - DTAP	979	67.61 %
2 - VARICELLA	983	67.89 %
4 - POLIO	1,232	85.08 %

# Coverage Rate Dashboard

## Coverage Rate Age 13-18

as of 04/18/2026, 1:07 AM

[COVERAGE RATE REPORT](#) [REMINDER RECALL](#)

**i** Row will be highlighted if it falls below the goal of 90%

Total Number of Patients	Up-To-Date Patients	% Up-To-Date Patients
1,990	1,254	63.02 %

Vaccine	Up-To-Date	% Up-To-Date
1 - MCV4	1,868	93.87 %
1 - TD/TDAP	1,876	94.27 %
2 - VARICELLA	1,948	97.89 %
UTD HPV	1,264	63.52 %

## Coverage Rate Age 16-18

as of 04/18/2026, 1:07 AM

[COVERAGE RATE REPORT](#) [REMINDER RECALL](#)

**i** Row will be highlighted if it falls below the goal of 90%

Total Number of Patients	Up-To-Date Patients	% Up-To-Date Patients
895	241	26.93 %

Vaccine	Up-To-Date	% Up-To-Date
2 - MCV4	606	67.71 %
UTD MEN B	242	27.04 %

# Coverage Rate Dashboard

## Coverage Rate Age 19-59

as of 04/18/2026, 1:06 AM

[COVERAGE RATE REPORT](#)

[REMINDER RECALL](#)

**i** Row will be highlighted if it falls below the goal of 80%

Total Number of Patients	Up-To-Date Patients	% Up-To-Date Patients
800	778	97.25 %

Vaccine	Up-To-Date	% Up-To-Date
UTD HEPATITIS B	778	97.25 %

## Coverage Rate Age 19+

as of 04/18/2026, 1:27 AM

[COVERAGE RATE REPORT](#)

[REMINDER RECALL](#)

**i** Row will be highlighted if it falls below the goal of 80%

Total Number of Patients	Up-To-Date Patients	% Up-To-Date Patients
801	505	63.05 %

Vaccine	Up-To-Date	% Up-To-Date
UTD TD/TDAP	505	63.05 %

## Coverage Rate Age 50+

as of 04/18/2026, 1:09 AM

[COVERAGE RATE REPORT](#)

[REMINDER RECALL](#)

**i** Row will be highlighted if it falls below the goal of 80%

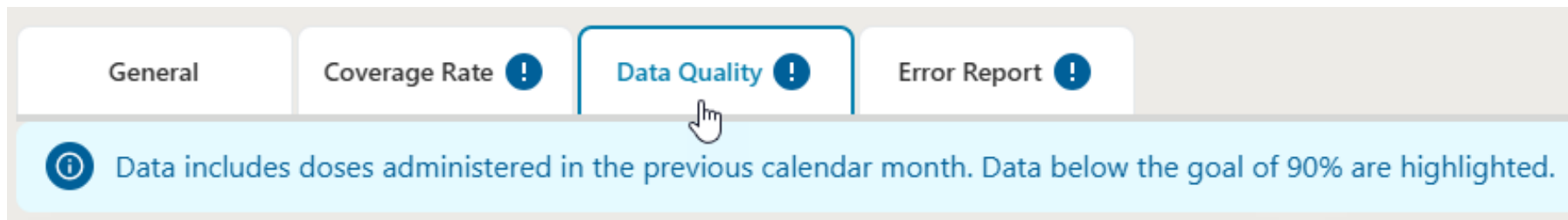
Total Number of Patients	Up-To-Date Patients	% Up-To-Date Patients
3	0	0.00 %

Vaccine	Up-To-Date	% Up-To-Date
UTD PCV	0	0.00 %
UTD ZOSTER	1	33.33 %

# Data Quality Dashboard

- Provides data completeness for required dose data elements for all doses administered during the previous calendar month
- Provides data completeness for required patient demographic data elements for patients who had dose administered during the previous calendar month
- Shows data entry timeliness for the past twelve months



## Data Entry Completeness Demographics

[MISSING DEMOGRAPHIC DATA REPORT](#)

Data Element	% Complete
First Name	100.00 %
Last Name	100.00 %
Middle Name	90.15 %
Race	100.00 %
Ethnicity	2.77 %
Sex	100.00 %
Address Line1	100.00 %
City	100.00 %
State	100.00 %
Postal Code	100.00 %
County	99.69 %
Phone Number	93.23 %
Phone Number Type	87.38 %
Email	47.69 %

# Data Quality Dashboard

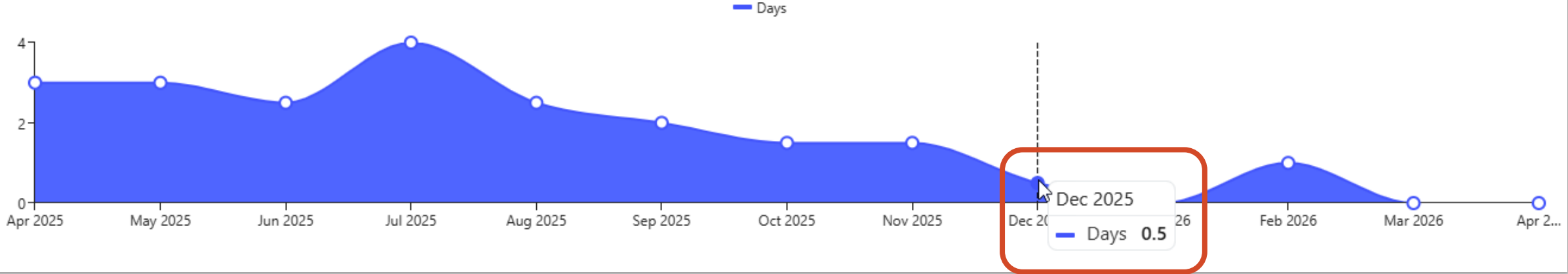
## Data Entry Completeness Immunizations

[MISSING DOSE DATA REPORT](#)

Data Element	% Complete
Lot Number	100.00 %
Funding Source	100.00 %
Manufacturer	100.00 %
Expiration Date	100.00 %
Administration Site	88.55 %
Administration Route	100.00 %
Dose Volume	100.00 %

# Data Quality Dashboard

Data Entry Timeliness



# Error Report Dashboard

Check out my presentation on  
*Automating North Dakota's Monthly Error Report*  
during session **5D / Automating Data**  
on **04/30/2026** from **9:45 AM-11:00 AM** for a  
more in-depth look at the fourth NDHHS homepage  
dashboard

# Provider Survey Results

# Provider Satisfaction Survey

- Immunization Unit surveys providers annually to assess overall satisfaction with the program and gather feedback on ways to improve and better support immunization providers
- Survey includes IIS-specific questions
- The 2025 survey asked:
  - how they are using the new dashboard information
  - where we have additional opportunities for improvement
  - what additional information would providers like to see incorporated on the integrated dashboards

# Survey Results (48 responses)

- Survey respondents were asked, on a scale of 1-10:
  - how helpful and beneficial is the NDHHS home page information, including all information and alerts on the 'General', 'Coverage Rate', and 'Data Quality' tabs, to your work (0 = not helpful/beneficial, 10 = extremely helpful/beneficial)
- Question received an average score of 8/10
- Lower scores came from providers who have not used or paid much attention to the dashboard information
- Providers who have used the dashboards scored their usefulness higher

# Thank you!



[NDIIS@nd.gov](mailto:NDIIS@nd.gov)

Mary Woinarowicz  
Immunization Director

Miranda Lomen  
NDIIS Manager

Allison Dykstra  
NDIIS Coordinator

Melissa Anderson  
NDIIS Data Quality Coordinator

Ronda Kercher  
NDIIS Data Admin